



HAMAR NORWAY 7-8 FEBRUARY

-essent  **WORLD ALLROUND SPEED SKATING CHAMPIONSHIPS 2009**



Protocol



idetry@k.no
Foto: Douwe Bijlma



Organizing Committee

Chairman	Bjørn Ruud
Venue facilities	Odd Steinar Pedersen
Support functions	Torulv Tøsse
Marketing / sponsors hospitality	Lars Røste
Hospitality / team support	Arild Gjerde
Technical organisation	Ole Hermann Sørli
NSF Secretary General	Morten Almaas
Treasurer	Erik Ekornhol
Security	Finn Arne Lereggen
Accommodation	Kirsti Biermann
Accreditation / Volunteers	Ståle Skramstad
Transportation	Håkon Engen
Media support	Ole Peder Kjeldstadli
Doctor	Dr. Philip Fodstad

Officials

ISU Representative	Jan Dijkema	
	ISU Council Member	
ISU Speed Skating Technical Committee	Roland E. Maillard	
	ISU Speed Skating TC Delegate	
	Jan Marmstål	
	ISU Speed Skating TC Member	
ISU Medical Advisor	Harm Kuipers	
Referee Ladies	Susan Sandvig-Shobe	USA
Ass. Referee Ladies	Hubert Kamml	GER
Referee Men	Knut Ludahl	NOR
Ass. Referee Men	Debora Sighel	ITA
Starters Ladies	Jurki Jääskeläinen	FIN
	Kai Rundgren	NOR
Starters Men	Junichi Takano	JPN
	Matthijs de Vriejer	NED
Referee support:	Magne Teigen, Tore B. Ramton, Erik Julsrud, Harald Arntsen	
Starter Assistants:	Jan Erik Aasen, Håvard Stensby	
Armband:	Lena Ovli, Trine Milli, Cecilie A. Oseth, Bente Nyberget	

Announcers:	Tore Stenersen, Tore Morten Olsen, Kristian Myklesest, Terje Hansen
Protocol:	Erik Julsrud, Tore B. Ramton, Magne Teigen, Steinar Solberg, Harald Arntsen, May Britt Arntsen,
El. Timekeeping:	KNSB, Jeroen Fredriks
Chief Optical Timekeeping:	Erik van den Boogert
Chief Transponder Timekeeping:	Hugo Kruk
Chief Protokollfinish:	Henk Wollerich
Manual Timekeeping:	
Chief and Protocol	Tone Sørli, Lorang Halvorsen
Timekeepers:	Kristian Sandnesaunet, Tom Einar Grinden, Aage Linnekaste, Even Nygård, Kjell Lindstad, Kjetil Kristjansen, Per Ola Dalen, Heidi Strøen
Lap Scorers:	Roar Nybakk, Espen Mellem, Arne Dagfinrud
Finishing Line Judge:	Trond Løvstad
Crossing Control:	Martin Holtung, Frank Sverre Furuset, Olav Bakkestuen
Judges:	Bjørn Andersson, Jens Vassaasen, Berthel Johansen, Ivar Øsmundset, Arnfinn Myrholen, Geir Lillenes, Kjell Rune Kristiansen, Jarle Delbekk
Trackstewards:	Tor Jøran Sætre, Thomas S. Thorsrud, Vegard Fjeldstad, Tina Mengkroken, Torbjørn Sørli, Are Sletten, Cecilie A. Oseth, Jarle Delbekk

Official guests and representatives

Ottavio Chinquanta	President, ISU
Vibecke Sørensen	President, Norwegian Skating Association
Tron Espeli	ISU Speed Skating Technical Committee Chair

List of Competitors

LADIES

1	Anna ROKITA	AUT
2	Kristina GROVES	CAN
3	Clara HUGHES	CAN
4	Christine NESBITT	CAN
5	Brittany SCHUSSLER	CAN
6	Justine L'Heureux (sub)	CAN
7	Martina SÁBLÍKOVÁ	CZE
8	Alexandra Lipp (sub)	GER
9	Stephanie BECKERT	GER
10	Lucille OPITZ	GER
11	Claudia PECHSTEIN	GER
12	Isabell OST	GER
13	Masako HOZUMI	JPN
14	Eriko ISHINO	JPN
15	Maki TABATA	JPN
16	LEE Ju-Youn	KOR
17	Paulien van DEUTEKOM	NED
18	Renate GROENEWOLD	NED
19	Jorien VOORHUIS	NED
20	Ireen WÜST	NED
21	Lisette van der Geest (sub)	NED
22	Maren HAUGLI	NOR
23	Mari Hemmer (sub)	NOR
24	Katarzyna WÓJCICKA	POL
25	Alla SHABANOVA	RUS
26	Yekaterina SHIKHOVA	RUS
27	Maria LAMB	USA
28	Nancy SWIDER-PELTZ Jr.	USA

MEN

31	Steven ELM	CAN
32	Lucas MAKOWSKY	CAN
33	Denny MORRISON	CAN
34	Mathieu Giroux (sub)	CAN
35	Pascal BRIAND	FRA
36	Robert LEHMANN	GER
37	Tobias SCHNEIDER	GER
38	Marco Weber (sub)	GER
39	Enrico FABRIS	ITA
40	Matteo Anesi (sub)	ITA
41	Hiroki HIRAKO	JPN
42	Dmitry Babenko (sub)	KAZ
43	CHOI Kwun-Won	KOR
44	Wouter Olde HEUVEL	NED
45	Sven KRAMER	NED
46	Tom PRINSEN	NED
47	Carl VERHEIJEN	NED
48	Ben Jongejan (sub)	NED
49	Håvard BØKKO	NOR
50	Øystein GRØDUM	NOR
51	Sverre HAUGLI	NOR
52	Henrik Christiansen (sub)	NOR
53	Konrad NIEDZWIEDZKI	POL
54	Ivan SKOBREV	RUS
55	Aleksandr RUMYANTSEV	RUS
56	Joel ERIKSSON	SWE
57	Johan RÖJLER	SWE
58	Brian HANSEN	USA
59	Chad HEDRICK	USA
60	Trevor MARSICANO	USA



1 - Drawinglist Ladies 500 meter

Pair	Nr	Competitor	Nat	PB	Time
1	wht	1 Anna Rokita	AUT	40.70	
	red	9 Stephanie Beckert	GER	42.14	
2	wht	16 Ju-Youn Lee	KOR	40.38	
	red	13 Masako Hozumi	JPN	41.03	
3	wht	3 Clara Hughes	CAN	41.19	
	red	22 Maren Haugli	NOR	39.94	
4	wht	12 Isabell Ost	GER	41.31	
	red	28 Nancy Swider-Pelz jr	USA	40.17	
5	wht	18 Renate Groenewold	NED	39.48	
	red	15 Maki Tabata	JPN	39.18	
6	wht	27 Maria Lamb	USA	39.29	
	red	24 Katarzyna Wójcicka	POL	39.08	
7	wht	14 Eriko Ishino	JPN	40.28	
	red	19 Jorien Voorhuis	NED	39.87	
8	wht	10 Lucille Opitz	GER	40.22	
	red	7 Martina Sáblíková	CZE	40.58	
9	wht	2 Kristina Groves	CAN	38.75	
	red	5 Brittany Schussler	CAN	39.08	
10	wht	20 Ireen Wüst	NED	38.44	
	red	17 Paulien van Deutekom	NED	39.40	
11	wht	11 Claudia Pechstein	GER	38.99	
	red	26 Yekaterina Shikhova	RUS	39.47	
12	wht	4 Christine Nesbitt	CAN	38.41	
	red	25 Alla Shabanova	RUS	39.54	

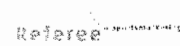
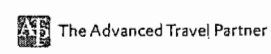
Susan M. Sandby, Proh

Date: 07-02-2009

www.skoyteforbundet.no

Print: 06-02-2009 18:27

Official sponsors of the Essent ISU World Allround Speed Skating Championships 2009





1 – Final Results - Ladies 500 meter

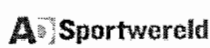
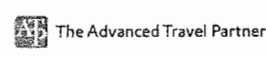
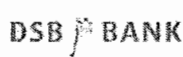
Pos	Nr	Competitor	Nat	Pair	I/O	Final Time	Points	Behind	Info
1	4	Christine Nesbitt	CAN	12	I	38.87	38.870		
2	25	Alla Shabanova	RUS	12	O	39.53	39.530	0.660	PB
3	20	Ireen Wüst	NED	10	I	39.61	39.610	0.740	
4	2	Kristina Groves	CAN	9	I	39.71	39.710	0.840	
5	11	Claudia Pechstein	GER	11	I	39.74	39.740	0.870	
6	26	Yekaterina Shikhova	RUS	11	O	39.83	39.830	0.960	
7	17	Paulien van Deutekom	NED	10	O	39.99	39.990	1.120	
8	5	Brittany Schussler	CAN	9	O	40.07	40.070	1.200	
9	15	Maki Tabata	JPN	5	O	40.12	40.120	1.250	
10	7	Martina Sáblíková	CZE	8	O	40.28	40.280	1.410	PB
11	18	Renate Groenewold	NED	5	I	40.30	40.300	1.430	
12	24	Katarzyna Wójcicka	POL	6	O	40.49	40.490	1.620	
13	19	Jorien Voorhuis	NED	7	O	40.50	40.500	1.630	
14	27	Maria Lamb	USA	6	I	40.75	40.750	1.880	
15	10	Lucille Opitz	GER	8	I	40.77	40.770	1.900	
16	13	Masako Hozumi	JPN	2	O	40.89	40.890	2.020	PB
17	12	Isabell Ost	GER	4	I	40.91	40.910	2.040	PB
18	16	Ju-Youn Lee	KOR	2	I	40.98	40.980	2.110	
19	1	Anna Rokita	AUT	1	I	41.29	41.290	2.420	
20	22	Maren Haugli	NOR	3	O	41.36	41.360	2.490	
21	14	Eriko Ishino	JPN	7	I	41.41	41.410	2.540	
22	28	Nancy Swider-Pelz jr	USA	4	O	41.69	41.690	2.820	
23	3	Clara Hughes	CAN	3	I	42.07	42.070	3.200	
24	9	Stephanie Beckert	GER	1	O	43.07	43.070	4.200	

Referee: Susan Sandvig-Shobe Start: 12 30 uur
 Starter: Kai Rundgren End: 12 54 uur

Race conditions

Temp. Air	16.9 °C
Temp. Ice	-9,0 °C
Humidity	31.5 %
Air-pressure	994.0 hpa

Susan M Sandvig Shobe





1 – Results in pairs - Ladies 500 meter

Pair	I/O	Nr	Competitor	Nat	Final time	Info
1	I	1	Anna Rokita	AUT	41.29	
	O	9	Stephanie Beckert	GER	43.07	
			Anna Rokita			Stephanie Beckert
1.		100m	11.45 (11.4)	1.	100m	12.02 (12.0)
2.		500m	41.29 (29.8)	2.	500m	43.07 (31.0)
2	I	16	Ju-Youn Lee	KOR	40.98	
	O	13	Masako Hozumi	JPN	40.89	PB
			Ju-Youn Lee			Masako Hozumi
1.		100m	11.54 (11.5)	1.	100m	11.57 (11.5)
2.		500m	40.98 (29.4)	2.	500m	40.89 (29.3)
3	I	3	Clara Hughes	CAN	42.07	
	O	22	Maren Haugli	NOR	41.36	
			Clara Hughes			Maren Haugli
1.		100m	11.99 (11.9)	1.	100m	11.69 (11.6)
2.		500m	42.07 (30.0)	2.	500m	41.36 (29.6)
4	I	12	Isabell Ost	GER	40.91	PB
	O	28	Nancy Swider-Pelz jr	USA	41.69	
			Isabell Ost			Nancy Swider-Pelz jr
1.		100m	11.40 (11.4)	1.	100m	11.79 (11.7)
2.		500m	40.91 (29.5)	2.	500m	41.69 (29.9)
5	I	18	Renate Groenewold	NED	40.30	
	O	15	Maki Tabata	JPN	40.12	
			Renate Groenewold			Maki Tabata
1.		100m	11.31 (11.3)	1.	100m	11.22 (11.2)
2.		500m	40.30 (28.9)	2.	500m	40.12 (28.9)
6	I	27	Maria Lamb	USA	40.75	
	O	24	Katarzyna Wójcicka	POL	40.49	
			Maria Lamb			Katarzyna Wójcicka
1.		100m	11.51 (11.5)	1.	100m	11.24 (11.2)
2.		500m	40.75 (29.2)	2.	500m	40.49 (29.2)
7	I	14	Eriko Ishino	JPN	41.41	
	O	19	Jorien Voorhuis	NED	40.50	
			Eriko Ishino			Jorien Voorhuis
1.		100m	11.43 (11.4)	1.	100m	11.44 (11.4)

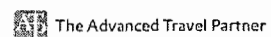
Anna M. Swider-Pelz jr

Date: 07-02-2009

www.skoyteforbundet.no

Print: 07-02-2009 13:00

Official sponsors of the Essent ISU World Allround Speed Skating Championships 2009





1 – Results in pairs - Ladies 500 meter

Pair	I/O	Nr	Competitor	Nat	Final time	Info
2.		500m	41.41 (29.9)	2.	500m	40.50 (29.0)
8	I	10	Lucille Opitz	GER	40.77	
	O	7	Martina Sáblíková	CZE	40.28	PB
			Lucille Opitz			Martina Sáblíková
1.		100m	11.35 (11.3)	1	100m	11.31 (11.3)
2.		500m	40.77 (29.4)	2.	500m	40.28 (28.9)
9	I	2	Kristina Groves	CAN	39.71	
	O	5	Brittany Schussler	CAN	40.07	
			Kristina Groves			Brittany Schussler
1.		100m	11.32 (11.3)	1.	100m	11.36 (11.3)
2.		500m	39.71 (28.3)	2.	500m	40.07 (28.7)
10	I	20	Ireen Wüst	NED	39.61	
	O	17	Paulien van Deutekom	NED	39.99	
			Ireen Wüst			Paulien van Deutekom
1.		100m	11.10 (11.1)	1.	100m	11.26 (11.2)
2.		500m	39.61 (28.5)	2.	500m	39.99 (28.7)
11	I	11	Claudia Pechstein	GER	39.74	
	O	26	Yekaterina Shikhova	RUS	39.83	
			Claudia Pechstein			Yekaterina Shikhova
1.		100m	11.01 (11.0)	1.	100m	11.15 (11.1)
2.		500m	39.74 (28.7)	2.	500m	39.83 (28.6)
12	I	4	Christine Nesbitt	CAN	38.87	
	O	25	Alla Shabanova	RUS	39.53	PB
			Christine Nesbitt			Alla Shabanova
1.		100m	10.92 (10.9)	1.	100m	11.04 (11.0)
2.		500m	38.87 (27.9)	2.	500m	39.53 (28.4)


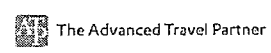
Alla Shabanova

Date: 07-02-2009

www.skoyteforbundet.no

Print: 07-02-2009 13:00

Official sponsors of the Essent ISU World Allround Speed Skating Championships 2009

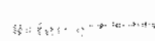
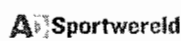
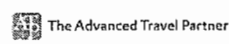
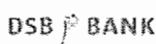




1 – Classification after Ladies 500 meter

Pos	Nr	Competitor	Nat	500m	Points	3000m
1	4	Christine Nesbitt	CAN	38.87 (1)	38.870	
2	25	Alla Shabanova	RUS	39.53 (2)	39.530	0.660 03.96
3	20	Ireen Wüst	NED	39.61 (3)	39.610	0.740 04.44
4	2	Kristina Groves	CAN	39.71 (4)	39.710	0.840 05.04
5	11	Claudia Pechstein	GER	39.74 (5)	39.740	0.870 05.22
6	26	Yekaterina Shikhova	RUS	39.83 (6)	39.830	0.960 05.76
7	17	Paulien van Deutekom	NED	39.99 (7)	39.990	1.120 06.72
8	5	Brittany Schussler	CAN	40.07 (8)	40.070	1.200 07.20
9	15	Maki Tabata	JPN	40.12 (9)	40.120	1.250 07.50
10	7	Martina Sáblíková	CZE	40.28 (10)	40.280	1.410 08.46
11	18	Renate Groenewold	NED	40.30 (11)	40.300	1.430 08.58
12	24	Katarzyna Wójcicka	POL	40.49 (12)	40.490	1.620 09.72
13	19	Jorien Voorhuis	NED	40.50 (13)	40.500	1.630 09.78
14	27	Maria Lamb	USA	40.75 (14)	40.750	1.880 11.28
15	10	Lucille Opitz	GER	40.77 (15)	40.770	1.900 11.40
16	13	Masako Hozumi	JPN	40.89 (16)	40.890	2.020 12.12
17	12	Isabell Ost	GER	40.91 (17)	40.910	2.040 12.24
18	16	Ju-Youn Lee	KOR	40.98 (18)	40.980	2.110 12.66
19	1	Anna Rokita	AUT	41.29 (19)	41.290	2.420 14.52
20	22	Maren Haugli	NOR	41.36 (20)	41.360	2.490 14.94
21	14	Eriko Ishino	JPN	41.41 (21)	41.410	2.540 15.24
22	28	Nancy Swider-Pelz jr	USA	41.69 (22)	41.690	2.820 16.92
23	3	Clara Hughes	CAN	42.07 (23)	42.070	3.200 19.20
24	9	Stephanie Beckert	GER	43.07 (24)	43.070	4.200 25.20

Anna M. Swider-Pelz





3 - Drawinglist Ladies 3000 meter

Pair	Nr	Competitor	Nat	PB	Time	
1	wht	15	Maki Tabata	JPN	4:01.01	
	red	12	Isabell Ost	GER	4:18.74	
2	wht	14	Eriko Ishino	JPN	4:03.45	
	red	27	Maria Lamb	USA	4:08.90	
3	wht	25	Alla Shabanova	RUS	4:15.60	
	red	16	Ju-Youn Lee	KOR	4:05.64	
4	wht	1	Anna Rokita	AUT	4:05.17	
	red	26	Yekaterina Shikhova	RUS	4:16.52	
5	wht	9	Stephanie Beckert	GER	4:07.79	
	red	5	Brittany Schussler	CAN	4:06.24	
6	wht	24	Katarzyna Wójcicka	POL	4:04.08	
	red	22	Maren Haugli	NOR	4:00.34	
7	wht	20	Ireen Wüst	NED	3:59.74	
	red	4	Christine Nesbitt	CAN	4:05.42	
8	wht	28	Nancy Swider-Pelz jr	USA	4:08.03	
	red	10	Lucille Opitz	GER	4:04.26	
9	wht	7	Martina Sáblíková	CZE	3:55.83	
	red	19	Jorien Voorhuis	NED	4:06.82	
10	wht	17	Paulien van Deutekom	NED	3:59.18	
	red	18	Renate Groenewold	NED	3:55.98	
11	wht	11	Claudia Pechstein	GER	3:57.35	
	red	3	Clara Hughes	CAN	3:59.06	
12	wht	2	Kristina Groves	CAN	3:58.62	
	red	13	Masako Hozumi	JPN	4:04.52	

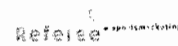
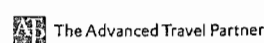
Arne M. Sandberg

Date: 07-02-2009

www.skoyteforbundet.no

Print: 06-02-2009 18:27

Official sponsors of the Essent ISU World Allround Speed Skating Championships 2009





3 – Final Results - Ladies 3000 meter

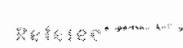
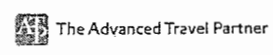
Pos	Nr	Competitor	Nat	Pair	I/O	Final Time	Points	Behind	Info
1	7	Martina Sáblíková	CZE	9		4:01.90	40.316		
2	18	Renate Groenewold	NED	10	O	4:05.61	40.935	0.619	
3	17	Paulien van Deutekom	NED	10		4:05.88	40.980	0.664	
4	11	Claudia Pechstein	GER	11		4:06.00	41.000	0.684	
5	2	Kristina Groves	CAN	12		4:06.23	41.038	0.722	
6	19	Jorien Voorhuis	NED	9	O	4:06.58	41.096	0.780	PB
7	20	Ireen Wüst	NED	7		4:07.98	41.330	1.014	
8	13	Masako Hozumi	JPN	12	O	4:08.09	41.348	1.032	
9	22	Maren Haugli	NOR	6	O	4:08.94	41.490	1.174	
10	9	Stephanie Beckert	GER	5		4:09.37	41.561	1.245	
11	5	Brittany Schussler	CAN	5	O	4:09.94	41.656	1.340	
12	3	Clara Hughes	CAN	11	O	4:10.71	41.785	1.469	
13	4	Christine Nesbitt	CAN	7	O	4:10.81	41.801	1.485	
14	28	Nancy Swider-Pelz jr	USA	8		4:11.43	41.905	1.589	
15	24	Katarzyna Wójcicka	POL	6		4:14.10	42.350	2.034	
16	27	Maria Lamb	USA	2	O	4:14.97	42.495	2.179	
17	14	Eriko Ishino	JPN	2		4:15.20	42.533	2.217	
18	15	Maki Tabata	JPN	1		4:15.93	42.655	2.339	
19	16	Ju-Youn Lee	KOR	3	O	4:16.22	42.703	2.387	
20	26	Yekaterina Shikhova	RUS	4	O	4:16.47	42.745	2.429	PB
21	25	Alla Shabanova	RUS	3		4:17.08	42.846	2.530	
22	10	Lucille Opitz	GER	8	O	4:17.26	42.876	2.560	
23	1	Anna Rokita	AUT	4		4:19.19	43.198	2.882	
24	12	Isabell Ost	GER	1	O	4:21.44	43.573	3.257	

Referee: Susan Sandvig-Shobe Start: 14 06 uur
 Starter: Jurki Jääskeläinen End: 15 11 uur

Race conditions

Temp. Air	16.9 °C
Temp. Ice	-8.5 °C
Humidity	36.0 %
Air-pressure	994 hpa

Susan M. Sandvig-Shobe

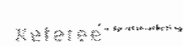
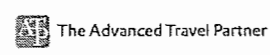




3 – Results in pairs - Ladies 3000 meter

Pair	I/O	Nr	Competitor	Nat	Final time	Info
1	I	15	Maki Tabata	JPN	4:15.93	
	O	12	Isabell Ost	GER	4:21.44	
			Maki Tabata	Isabell Ost		
1		200m	20 59 (20 5)	1.	200m	20 68 (20 6)
2		600m	52 50 (31 9)	2.	600m	53 15 (32 4)
3		1000m	1:25.19 (32 6)	3.	1000m	1:25 99 (32 8)
4		1400m	1:58.18 (32 9)	4.	1400m	1:59 29 (33 3)
5		1800m	2:31.86 (33 6)	5.	1800m	2:33 70 (34 4)
6		2200m	3:05.99 (34 1)	6.	2200m	3:08 83 (35 1)
7		2600m	3:40.67 (34 6)	7.	2600m	3:44 98 (36 1)
8		3000m	4:15.93 (35 2)	8.	3000m	4:21.44 (36 4)
2	I	14	Eriko Ishino	JPN	4:15.20	
	O	27	Maria Lamb	USA	4:14.97	
			Eriko Ishino	Maria Lamb		
1.		200m	20 55 (20 5)	1.	200m	20 55 (20 5)
2.		600m	52.58 (32 0)	2.	600m	52 91 (32 3)
3.		1000m	1:25.11 (32 5)	3.	1000m	1:25 92 (33 0)
4.		1400m	1:58.21 (33 1)	4.	1400m	1:59 01 (33 0)
5.		1800m	2:31.73 (33 5)	5.	1800m	2:32 11 (33 1)
6.		2200m	3:05.93 (34 2)	6.	2200m	3:05 44 (33 3)
7.		2600m	3:40.34 (34 4)	7.	2600m	3:39 47 (34 0)
8.		3000m	4:15.20 (34 8)	8.	3000m	4:14 97 (35 5)
3	I	25	Alla Shabanova	RUS	4:17.08	
	O	16	Ju-Youn Lee	KOR	4:16.22	
			Alla Shabanova	Ju-Youn Lee		
1.		200m	20 17 (20 1)	1	200m	20 98 (20 9)
2.		600m	53 02 (32 8)	2	600m	53 20 (32 2)
3.		1000m	1:25 81 (32 7)	3.	1000m	1:26 19 (32 9)
4.		1400m	1:59 30 (33 4)	4.	1400m	1:58 97 (32 7)
5.		1800m	2:33 14 (33 8)	5.	1800m	2:32 28 (33 3)
6.		2200m	3:07 16 (34 0)	6.	2200m	3:06 44 (34 1)
7.		2600m	3:41 82 (34 6)	7.	2600m	3:41 23 (34 7)
8.		3000m	4:17 08 (35 2)	8.	3000m	4:16 22 (34 9)

Handwritten signature

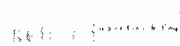




3 – Results in pairs - Ladies 3000 meter

Pair	I/O	Nr	Competitor	Nat	Final time	Info
4	I	1	Anna Rokita	AUT	4:19.19	
	O	26	Yekaterina Shikhova	RUS	4:16.47	PB
			Anna Rokita			Yekaterina Shikhova
1.		200m	20.97 (20.9)	1.	200m	20.96 (20.9)
2.		600m	53.93 (32.9)	2.	600m	53.40 (32.4)
3.		1000m	1:27.30 (33.3)	3.	1000m	1:26.96 (33.5)
4.		1400m	2:01.25 (33.9)	4.	1400m	2:00.23 (33.2)
5.		1800m	2:35.19 (33.9)	5.	1800m	2:34.16 (33.9)
6.		2200m	3:09.58 (34.3)	6.	2200m	3:08.26 (34.1)
7.		2600m	3:44.05 (34.4)	7.	2600m	3:42.17 (33.9)
8.		3000m	4:19.19 (35.1)	8.	3000m	4:16.47 (34.3)
5	I	9	Stephanie Beckert	GER	4:09.37	
	O	5	Brittany Schussler	CAN	4:09.94	
			Stephanie Beckert			Brittany Schussler
1.		200m	21.07 (21.0)	1.	200m	20.38 (20.3)
2.		600m	53.02 (31.9)	2.	600m	51.06 (30.6)
3.		1000m	1:24.95 (31.9)	3.	1000m	1:22.40 (31.3)
4.		1400m	1:57.44 (32.4)	4.	1400m	1:54.60 (32.2)
5.		1800m	2:30.06 (32.6)	5.	1800m	2:27.49 (32.8)
6.		2200m	3:03.20 (33.1)	6.	2200m	3:00.86 (33.3)
7.		2600m	3:36.60 (33.4)	7.	2600m	3:34.94 (34.0)
8.		3000m	4:09.37 (32.7)	8.	3000m	4:09.94 (35.0)
6	I	24	Katarzyna Wójcicka	POL	4:14.10	
	O	22	Maren Haugli	NOR	4:08.94	
			Katarzyna Wójcicka			Maren Haugli
1.		200m	20.04 (20.0)	1.	200m	20.68 (20.6)
2.		600m	51.71 (31.6)	2.	600m	51.59 (30.9)
3.		1000m	1:23.99 (32.2)	3.	1000m	1:23.81 (32.2)
4.		1400m	1:56.63 (32.6)	4.	1400m	1:56.54 (32.7)
5.		1800m	2:29.67 (33.0)	5.	1800m	2:29.27 (32.7)
6.		2200m	3:03.69 (34.0)	6.	2200m	3:02.05 (32.7)
7.		2600m	3:38.61 (34.9)	7.	2600m	3:35.19 (33.1)
8.		3000m	4:14.10 (35.4)	8.	3000m	4:08.94 (33.7)

Maren Haugli

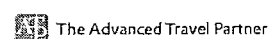




3 – Results in pairs - Ladies 3000 meter

Pair	I/O	Nr	Competitor	Nat	Final time	Info
7	I	20	Ireen Wüst	NED	4:07.98	
	O	4	Christine Nesbitt	CAN	4:10.81	
			Ireen Wüst			Christine Nesbitt
1.		200m	19.50 (19.5)	1.	200m	19.65 (19.6)
2.		600m	49.98 (30.4)	2.	600m	50.49 (30.8)
3.		1000m	1:21.41 (31.4)	3.	1000m	1:21.85 (31.3)
4.		1400m	1:53.61 (32.2)	4.	1400m	1:53.84 (31.9)
5.		1800m	2:25.86 (32.2)	5.	1800m	2:26.66 (32.8)
6.		2200m	2:59.28 (33.4)	6.	2200m	3:00.17 (33.5)
7.		2600m	3:33.37 (34.0)	7.	2600m	3:34.69 (34.5)
8.		3000m	4:07.98 (34.6)	8.	3000m	4:10.81 (36.1)
8	I	28	Nancy Swider-Pelz jr	USA	4:11.43	
	O	10	Lucille Opitz	GER	4:17.26	
			Nancy Swider-Pelz jr			Lucille Opitz
1.		200m	20.69 (20.6)	1.	200m	20.51 (20.5)
2.		600m	52.71 (32.0)	2	600m	52.22 (31.7)
3		1000m	1:24.50 (31.7)	3	1000m	1:24.61 (32.3)
4.		1400m	1:57.05 (32.5)	4.	1400m	1:57.31 (32.7)
5.		1800m	2:29.79 (32.7)	5.	1800m	2:30.86 (33.5)
6.		2200m	3:03.04 (33.2)	6.	2200m	3:05.36 (34.5)
7.		2600m	3:36.82 (33.7)	7.	2600m	3:40.82 (35.4)
8.		3000m	4:11.43 (34.6)	8.	3000m	4:17.26 (36.4)
9	I	7	Martina Sáblíková	CZE	4:01.90	
	O	19	Jorien Voorhuis	NED	4:06.58	PB
			Martina Sáblíková			Jorien Voorhuis
1.		200m	19.91 (19.9)	1.	200m	20.17 (20.1)
2.		600m	50.97 (31.0)	2	600m	51.28 (31.1)
3.		1000m	1:22.29 (31.3)	3.	1000m	1:23.09 (31.8)
4.		1400m	1:53.85 (31.5)	4.	1400m	1:55.00 (31.9)
5.		1800m	2:25.53 (31.6)	5.	1800m	2:27.32 (32.3)
6.		2200m	2:57.45 (31.9)	6.	2200m	3:00.04 (32.7)
7.		2600m	3:29.58 (32.1)	7.	2600m	3:33.09 (33.0)
8.		3000m	4:01.90 (32.3)	8.	3000m	4:06.58 (33.4)

Jorien Voorhuis





3 – Results in pairs - Ladies 3000 meter

Pair	I/O	Nr	Competitor	Nat	Final time	Info
10	I	17	Paulien van Deutekom	NED	4:05.88	
	O	18	Renate Groenewold	NED	4:05.61	
Paulien van Deutekom				Renate Groenewold		
1.		200m	19.65 (19.6)	1.	200m	20.09 (20.0)
2.		600m	50.42 (30.7)	2.	600m	51.06 (30.9)
3.		1000m	1:21.94 (31.5)	3.	1000m	1:22.71 (31.6)
4.		1400m	1:54.14 (32.2)	4.	1400m	1:54.25 (31.5)
5.		1800m	2:26.62 (32.4)	5.	1800m	2:26.38 (32.1)
6.		2200m	2:59.62 (33.0)	6.	2200m	2:59.26 (32.8)
7.		2600m	3:32.76 (33.1)	7.	2600m	3:32.66 (33.4)
8.		3000m	4:05.88 (33.1)	8.	3000m	4:05.61 (32.9)
11	I	11	Claudia Pechstein	GER	4:06.00	
	O	3	Clara Hughes	CAN	4:10.71	
Claudia Pechstein				Clara Hughes		
1.		200m	20.05 (20.0)	1.	200m	21.27 (21.2)
2.		600m	51.31 (31.2)	2.	600m	53.41 (32.1)
3.		1000m	1:23.09 (31.7)	3.	1000m	1:25.69 (32.2)
4.		1400m	1:55.08 (31.9)	4.	1400m	1:58.39 (32.7)
5.		1800m	2:27.31 (32.2)	5.	1800m	2:31.30 (32.9)
6.		2200m	3:00.06 (32.7)	6.	2200m	3:04.19 (32.8)
7.		2600m	3:32.99 (32.9)	7.	2600m	3:37.40 (33.2)
8.		3000m	4:06.00 (33.0)	8.	3000m	4:10.71 (33.3)
12	I	2	Kristina Groves	CAN	4:06.23	
	O	13	Masako Hozumi	JPN	4:08.09	
Kristina Groves				Masako Hozumi		
1.		200m	19.84 (19.8)	1.	200m	20.48 (20.4)
2.		600m	50.98 (31.1)	2.	600m	51.35 (30.8)
3.		1000m	1:22.26 (31.2)	3.	1000m	1:22.83 (31.4)
4.		1400m	1:54.08 (31.8)	4.	1400m	1:54.70 (31.8)
5.		1800m	2:26.36 (32.2)	5.	1800m	2:27.21 (32.5)
6.		2200m	2:59.09 (32.7)	6.	2200m	3:00.40 (33.1)
7.		2600m	3:32.50 (33.4)	7.	2600m	3:33.98 (33.5)
8.		3000m	4:06.23 (33.7)	8.	3000m	4:08.09 (34.1)


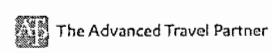
Susan M. Sandberg

Date: 07-02-2009

www.skoyteforbundet.no

Print: 07-02-2009 15:14

Official sponsors of the Essent ISU World Allround Speed Skating Championships 2009

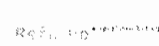
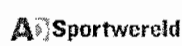





3 – Classification after Ladies 3000 meter

Pos	Nr	Competitor	Nat	500m	3000m	Points	1500m
1	7	Martina Sáblíková	CZE	40.28 (10)	4:01.90 (1)	80.596	
2	4	Christine Nesbitt	CAN	38.87 (1)	4:10.81 (13)	80.671	0.075 00.23
3	11	Claudia Pechstein	GER	39.74 (5)	4:06.00 (4)	80.740	0.144 00.44
4	2	Kristina Groves	CAN	39.71 (4)	4:06.23 (5)	80.748	0.152 00.46
5	20	Ireen Wüst	NED	39.61 (3)	4:07.98 (7)	80.940	0.344 01.04
6	17	Paulien van Deutekom	NED	39.99 (7)	4:05.88 (3)	80.970	0.374 01.13
7	18	Renate Groenewold	NED	40.30 (11)	4:05.61 (2)	81.235	0.639 01.92
8	19	Jorien Voorhuis	NED	40.50 (13)	4:06.58 (6)	81.596	1.000 03.00
9	5	Brittany Schussler	CAN	40.07 (8)	4:09.94 (11)	81.726	1.130 03.39
10	13	Masako Hozumi	JPN	40.89 (16)	4:08.09 (8)	82.238	1.642 04.93
11	25	Alla Shabanova	RUS	39.53 (2)	4:17.08 (21)	82.376	1.780 05.34
12	26	Yekaterina Shikhova	RUS	39.83 (6)	4:16.47 (20)	82.575	1.979 05.94
13	15	Maki Tabata	JPN	40.12 (9)	4:15.93 (18)	82.775	2.179 06.54
14	24	Katarzyna Wójcicka	POL	40.49 (12)	4:14.10 (15)	82.840	2.244 06.74
15	22	Maren Haugli	NOR	41.36 (20)	4:08.94 (9)	82.850	2.254 06.77
16	27	Maria Lamb	USA	40.75 (14)	4:14.97 (16)	83.245	2.649 07.95
17	28	Nancy Swider-Pelz jr	USA	41.69 (22)	4:11.43 (14)	83.595	2.999 09.00
18	10	Lucille Opitz	GER	40.77 (15)	4:17.26 (22)	83.646	3.050 09.15
19	16	Ju-Youn Lee	KOR	40.98 (18)	4:16.22 (19)	83.683	3.087 09.27
20	3	Clara Hughes	CAN	42.07 (23)	4:10.71 (12)	83.855	3.259 09.78
21	14	Eriko Ishino	JPN	41.41 (21)	4:15.20 (17)	83.943	3.347 10.05
22	12	Isabell Ost	GER	40.91 (17)	4:21.44 (24)	84.483	3.887 11.67
23	1	Anna Rokita	AUT	41.29 (19)	4:19.19 (23)	84.488	3.892 11.68
24	9	Stephanie Beckert	GER	43.07 (24)	4:09.37 (10)	84.631	4.035 12.11

Anna M. Swider-Pelz jr





2 - Drawinglist Men 500 meter

Pair	Nr	Competitor	Nat	PB	Time
1	wht	46 Tom Prinsen	NED	37.04	
	red	57 Johan Røjler	SWE	37.05	
2	wht	55 Aleksandr Rumyantsev	RUS	38.16	
	red	51 Sverre Haugli	NOR	37.52	
3	wht	43 Kwun-Won Choi	KOR	36.53	
	red	50 Øystein Grødum	NOR	39.10	
4	wht	35 Pascal Briand	FRA	37.00	
	red	47 Carl Verheijen	NED	36.99	
5	wht	44 Wouter Olde Heuvel	NED	36.72	
	red	45 Sven Kramer	NED	36.20	
6	wht	39 Enrico Fabris	ITA	35.99	
	red	54 Ivan Skobrev	RUS	36.00	
7	wht	31 Steven Elm	CAN	35.81	
	red	41 Hiroki Hirako	JPN	37.10	
8	wht	37 Tobias Schneider	GER	36.94	
	red	32 Lucas Makowsky	CAN	36.15	
9	wht	60 Trevor Marsicano	USA	36.23	
	red	59 Chad Hedrick	USA	35.58	
10	wht	58 Brian Hansen	USA	36.01	
	red	53 Konrad Niedzwiedzki	POL	35.52	
11	wht	49 Håvard Bøkkø	NOR	35.87	
	red	56 Joel Eriksson	SWE	36.44	
12	wht	33 Denny Morrison	CAN	34.85	
	red	36 Robert Lehmann	GER	36.34	

Handwritten signature

Date: 07-02-2009

www.skoyteforbundet.no

Print: 06-02-2009 18:26

Official sponsors of the Essent ISU World Allround Speed Skating Championships 2009





2 – Final Results - Men 500 meter

Pos	Nr	Competitor	Nat	Pair	I/O	Final Time	Points	Behind	Info
1	33	Denny Morrison	CAN	12	I	35.55	35.550		
2	49	Håvard Bøkko	NOR	11	I	35.99	35.990	0.440	
3	53	Konrad Niedzwiedzki	POL	10	O	36.04	36.040	0.490	
4	59	Chad Hedrick	USA	9	O	36.06	36.060	0.510	
5	39	Enrico Fabris	ITA	6	I	36.21	36.210	0.660	
6	45	Sven Kramer	NED	5	O	36.33	36.330	0.780	
7	58	Brian Hansen	USA	10	I	36.39	36.390	0.840	
8	36	Robert Lehmann	GER	12	O	36.46	36.460	0.910	
9	60	Trevor Marsicano	USA	9	I	36.49	36.490	0.940	
10	56	Joel Eriksson	SWE	11	O	36.51	36.510	0.960	
11	44	Wouter Olde Heuvel	NED	5	I	36.65	36.650	1.100	PB
12	31	Steven Elm	CAN	7	I	36.71	36.710	1.160	
13	43	Kwun-Won Choi	KOR	3	I	36.87	36.870	1.320	
14	54	Ivan Skobrev	RUS	6	O	36.99	36.990	1.440	
15	35	Pascal Briand	FRA	4	I	37.00	37.000	1.450	PB
16	37	Tobias Schneider	GER	8	I	37.12	37.120	1.570	
17	46	Tom Prinsen	NED	1	I	37.17	37.170	1.620	
18	41	Hiroki Hirako	JPN	7	O	37.30	37.300	1.750	
19	32	Lucas Makowsky	CAN	8	O	37.34	37.340	1.790	
20	51	Sverre Haugli	NOR	2	O	37.57	37.570	2.020	
21	55	Aleksandr Romyantsev	RUS	2	I	37.60	37.600	2.050	PB
22	47	Carl Verheijen	NED	4	O	38.78	38.780	3.230	
23	50	Øystein Grødum	NOR	3	O	39.84	39.840	4.290	
24	57	Johan Röjler	SWE	1	O	1:10.53	70.530	34.980	FL

Referee: Knut Ludahl Start: 13.05 uur
 Starter: Matthijs de Vreijer End: 13.45 uur

Race conditions

Temp. Air	16.9 °C
Temp. Ice	-9.0 °C
Humidity	31.5 %
Air-pressure	994.0 hpa

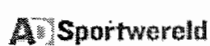
Knut Ludahl

Date: 07-02-2009

www.skoyteforbundet.no

Print: 07-02-2009 13:47

Official sponsors of the Essent ISU World Allround Speed Skating Championships 2009





2 – Results in pairs - Men 500 meter

Pair	I/O	Nr	Competitor	Nat	Final time	Info
1	I	46	Tom Prinsen	NED	37.17	
	O	57	Johan Røjler	SWE	1:10.53	FL
			Tom Prinsen			Johan Røjler
1.		100m	10.68 (10.6)	1	100m	10.38 (10.3)
2.		500m	37.17 (26.4)	2	500m	1:10.53 (1:00.1)
2	I	55	Aleksandr Rumyantsev	RUS	37.60	PB
	O	51	Sverre Haugli	NOR	37.57	
			Aleksandr Rumyantsev			Sverre Haugli
1.		100m	10.51 (10.5)	1	100m	10.58 (10.5)
2.		500m	37.60 (27.0)	2	500m	37.57 (26.9)
3	I	43	Kwun-Won Choi	KOR	36.87	
	O	50	Øystein Grødum	NOR	39.84	
			Kwun-Won Choi			Øystein Grødum
1.		100m	10.41 (10.4)	1	100m	11.41 (11.4)
2.		500m	36.87 (26.4)	2	500m	39.84 (28.4)
4	I	35	Pascal Briand	FRA	37.00	PB
	O	47	Carl Verheijen	NED	38.78	
			Pascal Briand			Carl Verheijen
1		100m	10.40 (10.4)	1	100m	11.53 (11.5)
2.		500m	37.00 (26.6)	2	500m	38.78 (27.2)
5	I	44	Wouter Olde Heuvel	NED	36.65	PB
	O	45	Sven Kramer	NED	36.33	
			Wouter Olde Heuvel			Sven Kramer
1.		100m	10.08 (10.0)	1	100m	10.29 (10.2)
2.		500m	36.65 (26.5)	2	500m	36.33 (26.0)
6	I	39	Enrico Fabris	ITA	36.21	
	O	54	Ivan Skobrev	RUS	36.99	
			Enrico Fabris			Ivan Skobrev
1.		100m	10.40 (10.4)	1	100m	10.36 (10.3)
2.		500m	36.21 (25.8)	2	500m	36.99 (26.6)

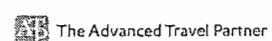
UR

Date: 07-02-2009

www.skoyteforbundet.no

Print: 07-02-2009 13:49

Official sponsors of the Essent ISU World Allround Speed Skating Championships 2009





2 – Results in pairs - Men 500 meter

Pair	I/O	Nr	Competitor	Nat	Final time	Info
7	I	31	Steven Elm	CAN	36.71	
	O	41	Hiroki Hirako	JPN	37.30	
		Steven Elm		Hiroki Hirako		
1.		100m	10.50 (10.5)	1.	100m	10.42 (10.4)
2.		500m	36.71 (26.2)	2.	500m	37.30 (26.8)
8	I	37	Tobias Schneider	GER	37.12	
	O	32	Lucas Makowsky	CAN	37.34	
		Tobias Schneider		Lucas Makowsky		
1.		100m	10.45 (10.4)	1.	100m	10.38 (10.3)
2.		500m	37.12 (26.6)	2.	500m	37.34 (26.9)
9	I	60	Trevor Marsicano	USA	36.49	
	O	59	Chad Hedrick	USA	36.06	
		Trevor Marsicano		Chad Hedrick		
1.		100m	10.46 (10.4)	1.	100m	10.16 (10.1)
2.		500m	36.49 (26.0)	2.	500m	36.06 (25.9)
10	I	58	Brian Hansen	USA	36.39	
	O	53	Konrad Niedzwiedzki	POL	36.04	
		Brian Hansen		Konrad Niedzwiedzki		
1.		100m	10.18 (10.1)	1.	100m	10.00 (10.0)
2.		500m	36.39 (26.2)	2.	500m	36.04 (26.0)
11	I	49	Håvard Bøkko	NOR	35.99	
	O	56	Joel Eriksson	SWE	36.51	
		Håvard Bøkko		Joel Eriksson		
1.		100m	09.93 (09.9)	1.	100m	10.16 (10.1)
2.		500m	35.99 (26.0)	2.	500m	36.51 (26.3)
12	I	33	Denny Morrison	CAN	35.55	
	O	36	Robert Lehmann	GER	36.46	
		Denny Morrison		Robert Lehmann		
1.		100m	10.05 (10.0)	1.	100m	10.08 (10.0)
2.		500m	35.55 (25.5)	2.	500m	36.46 (26.3)


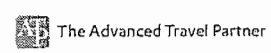
KR

Date: 07-02-2009

www.skoyteforbundet.no

Print: 07-02-2009 13:49

Official sponsors of the Essent ISU World Allround Speed Skating Championships 2009





2 – Classification after Men 500 meter

Pos	Nr	Competitor	Nat	500m	Points	5000m
1	33	Denny Morrison	CAN	35 55 (1)	35 550	
2	49	Håvard Bøkko	NOR	35 99 (2)	35 990	0 440 04 40
3	53	Konrad Niedzwiedzki	POL	36 04 (3)	36 040	0 490 04 90
4	59	Chad Hedrick	USA	36 06 (4)	36 060	0 510 05 10
5	39	Enrico Fabris	ITA	36 21 (5)	36 210	0 660 06 60
6	45	Sven Kramer	NED	36 33 (6)	36 330	0 780 07 80
7	58	Brian Hansen	USA	36 39 (7)	36 390	0 840 08 40
8	36	Robert Lehmann	GER	36 46 (8)	36 460	0 910 09 10
9	60	Trevor Marsicano	USA	36 49 (9)	36 490	0 940 09 40
10	56	Joel Eriksson	SWE	36 51 (10)	36 510	0 960 09 60
11	44	Wouter Olde Heuvel	NED	36 65 (11)	36 650	1 100 11 00
12	31	Steven Elm	CAN	36 71 (12)	36 710	1 160 11 60
13	43	Kwun-Won Choi	KOR	36 87 (13)	36 870	1 320 13 20
14	54	Ivan Skobrev	RUS	36 99 (14)	36 990	1 440 14 40
15	35	Pascal Briand	FRA	37 00 (15)	37 000	1 450 14 50
16	37	Tobias Schneider	GER	37 12 (16)	37 120	1 570 15 70
17	46	Tom Prinsen	NED	37 17 (17)	37 170	1 620 16 20
18	41	Hiroki Hirako	JPN	37 30 (18)	37 300	1 750 17 50
19	32	Lucas Makowsky	CAN	37 34 (19)	37 340	1 790 17 90
20	51	Sverre Haugli	NOR	37 57 (20)	37 570	2 020 20 20
21	55	Aleksandr Romyantsev	RUS	37 60 (21)	37 600	2 050 20 50
22	47	Carl Verheijen	NED	38 78 (22)	38 780	3 230 32 30
23	50	Øystein Grødum	NOR	39 84 (23)	39 840	4 290 42 90
24	57	Johan Röjler	SWE	1:10.53 (24)	70 530	34 980 5:49.80

Knut Lindberg



4 - Drawinglist Men 5000 meter

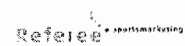
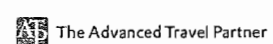
Pair	Nr	Competitor	Nat	PB	Time
1	wht 46	Tom Prinsen	NED	6:17.34	
	red 31	Steven Elm	CAN	6:22.79	
2	wht 57	Johan Røjler	SWE	6:18.35	
	red 33	Denny Morrison	CAN	6:24.13	
3	wht 53	Konrad Niedzwiedzki	POL	6:29.14	
	red 55	Aleksandr Rumyantsev	RUS	6:35.46	
4	wht 35	Pascal Briand	FRA	6:33.12	
	red 56	Joel Eriksson	SWE	6:27.98	
5	wht 60	Trevor Marsicano	USA	6:26.34	
	red 37	Tobias Schneider	GER	6:21.55	
6	wht 36	Robert Lehmann	GER	6:20.16	
	red 43	Kwun-Won Choi	KOR	6:30.12	
7	wht 58	Brian Hansen	USA	6:28.69	
	red 50	Øystein Grødum	NOR	6:15.50	
8	wht 41	Hiroki Hirako	JPN	6:21.98	
	red 32	Lucas Makowsky	CAN	6:25.71	
9	wht 45	Sven Kramer	NED	6:03.32	
	red 51	Sverre Haugli	NOR	6:24.05	
10	wht 54	Ivan Skobrev	RUS	6:17.36	
	red 47	Carl Verheijen	NED	6:08.98	
11	wht 59	Chad Hedrick	USA	6:09.68	
	red 49	Håvard Bøkko	NOR	6:12.28	
12	wht 44	Wouter Olde Heuvel	NED	6:16.26	
	red 39	Enrico Fabris	ITA	6:06.42	

Date: 07-02-2009

www.skoyteforbundet.no

Print: 06-02-2009 18:27

Official sponsors of the Essent ISU World Allround Speed Skating Championships 2009





4 – Final Results - Men 5000 meter

Pos	Nr	Competitor	Nat	Pair	I/O	Final Time	Points	Behind	Info
1	45	Sven Kramer	NED	9	I	6:09.74	36.974		CR
2	49	Håvard Bøkko	NOR	11	O	6:15.94	37.594	0.620	
3	39	Enrico Fabris	ITA	12	O	6:20.31	38.031	1.057	
4	44	Wouter Olde Heuvel	NED	12	I	6:22.60	38.260	1.286	
5	51	Sverre Haugli	NOR	9	O	6:24.55	38.455	1.481	
6	60	Trevor Marsicano	USA	5	I	6:24.89	38.489	1.515	PB
7	54	Ivan Skobrev	RUS	10	I	6:25.29	38.529	1.555	
8	47	Carl Verheijen	NED	10	O	6:26.17	38.617	1.643	
9	50	Øystein Grødum	NOR	7	O	6:30.01	39.001	2.027	
10	59	Chad Hedrick	USA	11	I	6:30.43	39.043	2.069	
11	46	Tom Prinsen	NED	1	I	6:31.18	39.118	2.144	
12	41	Hiroki Hirako	JPN	8	I	6:32.89	39.289	2.315	
13	33	Denny Morrison	CAN	2	O	6:33.09	39.309	2.335	
14	37	Tobias Schneider	GER	5	O	6:33.98	39.398	2.424	
15	57	Johan Røjler	SWE	2	I	6:35.17	39.517	2.543	
16	36	Robert Lehmann	GER	6	I	6:35.19	39.519	2.545	
17	53	Konrad Niedzwiedzki	POL	3	I	6:37.13	39.713	2.739	
18	31	Steven Elm	CAN	1	O	6:39.33	39.933	2.959	
19	58	Brian Hansen	USA	7	I	6:39.45	39.945	2.971	
20	32	Lucas Makowsky	CAN	8	O	6:44.01	40.401	3.427	FL
21	55	Aleksandr Rumyantsev	RUS	3	O	6:44.04	40.404	3.430	
22	43	Kwun-Won Choi	KOR	6	O	6:45.82	40.582	3.608	
23	35	Pascal Briand	FRA	4	I	6:46.67	40.667	3.693	
24	56	Joel Eriksson	SWE	4	O	7:06.80	42.680	5.706	

Referee: Knut Ludahl Start: 15 30 uur
 Starter: Junichi Takano End: 17 23 uur

Race conditions

Temp. Air	16.9 °C
Temp. Ice	-8.8 °C
Humidity	36.1 %
Air-pressure	993.0 hpa


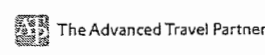
Knut Ludahl

Date: 07-02-2009

www.skoyteforbundet.no

Print: 07-02-2009 17:25

Official sponsors of the Essent ISU World Allround Speed Skating Championships 2009

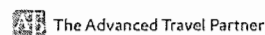




4 – Results in pairs - Men 5000 meter

Pair	I/O	Nr	Competitor	Nat	Final time	Info
1	I	46	Tom Prinsen	NED	6:31.18	
	O	31	Steven Elm	CAN	6:39.33	
			Tom Prinsen	Steven Elm		
1.		200m	19.17 (19.1)	1	200m	20.02 (20.0)
2.		600m	49.77 (30.6)	2	600m	51.35 (31.3)
3.		1000m	1:20.56 (30.7)	3.	1000m	1:22.64 (31.2)
4.		1400m	1:51.58 (31.0)	4.	1400m	1:53.71 (31.0)
5.		1800m	2:22.35 (30.7)	5.	1800m	2:24.77 (31.0)
6.		2200m	2:52.89 (30.5)	6.	2200m	2:55.94 (31.1)
7.		2600m	3:23.51 (30.6)	7.	2600m	3:27.53 (31.5)
8.		3000m	3:54.26 (30.7)	8.	3000m	3:59.20 (31.6)
9.		3400m	4:25.24 (30.9)	9.	3400m	4:30.93 (31.7)
10.		3800m	4:56.31 (31.0)	10.	3800m	5:02.67 (31.7)
11.		4200m	5:27.53 (31.2)	11.	4200m	5:34.63 (31.9)
12.		4600m	5:59.13 (31.6)	12.	4600m	6:06.63 (32.0)
13.		5000m	6:31.18 (32.0)	13.	5000m	6:39.33 (32.7)
2	I	57	Johan Røjler	SWE	6:35.17	
	O	33	Denny Morrison	CAN	6:33.09	
			Johan Røjler	Denny Morrison		
1.		200m	18.58 (18.5)	1.	200m	18.53 (18.5)
2.		600m	48.56 (29.9)	2.	600m	47.56 (29.0)
3.		1000m	1:18.88 (30.3)	3.	1000m	1:17.89 (30.3)
4.		1400m	1:49.50 (30.6)	4.	1400m	1:48.15 (30.2)
5.		1800m	2:20.10 (30.6)	5.	1800m	2:18.03 (29.8)
6.		2200m	2:50.96 (30.8)	6.	2200m	2:48.34 (30.3)
7.		2600m	3:21.86 (30.9)	7.	2600m	3:18.90 (30.5)
8.		3000m	3:52.99 (31.1)	8.	3000m	3:49.98 (31.0)
9.		3400m	4:24.37 (31.3)	9.	3400m	4:20.99 (31.0)
10.		3800m	4:56.20 (31.8)	10.	3800m	4:52.56 (31.5)
11.		4200m	5:28.59 (32.3)	11.	4200m	5:24.79 (32.2)
12.		4600m	6:01.65 (33.0)	12.	4600m	5:57.92 (33.1)
13.		5000m	6:35.17 (33.5)	13.	5000m	6:33.09 (35.1)

WR





4 – Results in pairs - Men 5000 meter

Pair	I/O	Nr	Competitor	Nat	Final time	Info
3	I	53	Konrad Niedzwiedzki	POL	6:37.13	
	O	55	Aleksandr Rumyantsev	RUS	6:44.04	
			Konrad Niedzwiedzki			Aleksandr Rumyantsev
1.		200m	19 27 (19.2)	1.	200m	19.48 (19.4)
2.		600m	49.95 (30.6)	2.	600m	49.97 (30.4)
3.		1000m	1:20.81 (30.8)	3.	1000m	1:20.95 (30.9)
4.		1400m	1:52.03 (31.2)	4.	1400m	1:52.15 (31.2)
5.		1800m	2:23.10 (31.0)	5.	1800m	2:23.71 (31.5)
6.		2200m	2:54.36 (31.2)	6.	2200m	2:55.35 (31.6)
7.		2600m	3:25.93 (31.5)	7.	2600m	3:27.13 (31.7)
8.		3000m	3:57.73 (31.8)	8.	3000m	3:58.66 (31.5)
9.		3400m	4:29.65 (31.9)	9.	3400m	4:30.92 (32.2)
10.		3800m	5:01.72 (32.0)	10.	3800m	5:03.30 (32.3)
11.		4200m	5:33.62 (31.9)	11.	4200m	5:36.27 (32.9)
12.		4600m	6:05.40 (31.7)	12.	4600m	6:09.99 (33.7)
13.		5000m	6:37.13 (31.7)	13.	5000m	6:44.04 (34.0)
4	I	35	Pascal Briand	FRA	6:46.67	
	O	56	Joel Eriksson	SWE	7:06.80	
			Pascal Briand			Joel Eriksson
1.		200m	18.89 (18.8)	1.	200m	19.09 (19.0)
2.		600m	50.08 (31.1)	2.	600m	50.11 (31.0)
3.		1000m	1:21.34 (31.2)	3.	1000m	1:21.74 (31.6)
4.		1400m	1:53.18 (31.8)	4.	1400m	1:53.48 (31.7)
5.		1800m	2:24.90 (31.7)	5.	1800m	2:25.96 (32.4)
6.		2200m	2:56.94 (32.0)	6.	2200m	2:58.59 (32.6)
7.		2600m	3:29.06 (32.1)	7.	2600m	3:31.69 (33.1)
8.		3000m	4:01.50 (32.4)	8.	3000m	4:05.46 (33.7)
9.		3400m	4:34.06 (32.5)	9.	3400m	4:39.82 (34.3)
10.		3800m	5:06.82 (32.7)	10.	3800m	5:15.47 (35.6)
11.		4200m	5:39.74 (32.9)	11.	4200m	5:52.15 (36.6)
12.		4600m	6:12.94 (33.2)	12.	4600m	6:29.17 (37.0)
13.		5000m	6:46.67 (33.7)	13.	5000m	7:06.80 (37.6)

Handwritten signature

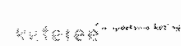
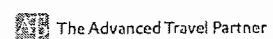




4 – Results in pairs - Men 5000 meter

Pair	I/O	Nr	Competitor	Nat	Final time	Info
5	I	60	Trevor Marsicano	USA	6:24.89	PB
	O	37	Tobias Schneider	GER	6:33.98	
Trevor Marsicano						
1		200m	18.53 (18.5)	1.	200m	18.86 (18.8)
2		600m	47.82 (29.2)	2.	600m	48.11 (29.2)
3		1000m	1:17.73 (29.9)	3	1000m	1:18.19 (30.0)
4		1400m	1:47.71 (29.9)	4.	1400m	1:48.46 (30.2)
5		1800m	2:17.58 (29.8)	5.	1800m	2:19.04 (30.5)
6		2200m	2:47.55 (29.9)	6.	2200m	2:49.76 (30.7)
7		2600m	3:17.55 (30.0)	7.	2600m	3:20.98 (31.2)
8		3000m	3:47.51 (29.9)	8	3000m	3:52.52 (31.5)
9		3400m	4:17.52 (30.0)	9.	3400m	4:24.35 (31.8)
10		3800m	4:48.01 (30.4)	10.	3800m	4:56.11 (31.7)
11		4200m	5:19.03 (31.0)	11.	4200m	5:28.60 (32.4)
12		4600m	5:51.37 (32.3)	12.	4600m	6:01.35 (32.7)
13		5000m	6:24.89 (33.5)	13.	5000m	6:33.98 (32.6)
Tobias Schneider						
6	I	36	Robert Lehmann	GER	6:35.19	
	O	43	Kwun-Won Choi	KOR	6:45.82	
Robert Lehmann						
1.		200m	18.78 (18.7)	1.	200m	19.14 (19.1)
2.		600m	48.86 (30.0)	2.	600m	49.63 (30.4)
3.		1000m	1:19.28 (30.4)	3.	1000m	1:20.12 (30.4)
4.		1400m	1:49.69 (30.4)	4.	1400m	1:50.89 (30.7)
5		1800m	2:20.45 (30.7)	5.	1800m	2:21.78 (30.8)
6		2200m	2:51.40 (30.9)	6.	2200m	2:52.55 (30.7)
7.		2600m	3:22.44 (31.0)	7.	2600m	3:23.34 (30.7)
8.		3000m	3:54.19 (31.7)	8.	3000m	3:54.61 (31.2)
9.		3400m	4:26.02 (31.8)	9.	3400m	4:26.50 (31.8)
10.		3800m	4:57.95 (31.9)	10	3800m	4:59.94 (33.4)
11.		4200m	5:30.47 (32.5)	11.	4200m	5:34.83 (34.8)
12.		4600m	6:02.48 (32.0)	12.	4600m	6:09.91 (35.0)
13.		5000m	6:35.19 (32.7)	13	5000m	6:45.82 (35.9)

UP

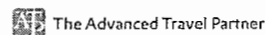




4 – Results in pairs - Men 5000 meter

Pair	I/O	Nr	Competitor	Nat	Final time	Info
7	I	58	Brian Hansen	USA	6:39.45	
	O	50	Øystein Grødum	NOR	6:30.01	
Brian Hansen				Øystein Grødum		
1.		200m	20.03 (20.0)	1.	200m	19.90 (19.9)
2.		600m	50.82 (30.7)	2.	600m	50.04 (30.1)
3.		1000m	1:21.36 (30.5)	3.	1000m	1:20.65 (30.6)
4.		1400m	1:52.32 (30.9)	4.	1400m	1:51.35 (30.7)
5.		1800m	2:23.04 (30.7)	5.	1800m	2:21.97 (30.6)
6.		2200m	2:53.43 (30.3)	6.	2200m	2:52.45 (30.4)
7.		2600m	3:23.84 (30.4)	7.	2600m	3:23.16 (30.7)
8.		3000m	3:54.94 (31.1)	8.	3000m	3:53.79 (30.6)
9.		3400m	4:26.52 (31.5)	9.	3400m	4:24.80 (31.0)
10.		3800m	4:58.83 (32.3)	10.	3800m	4:55.72 (30.9)
11.		4200m	5:31.75 (32.9)	11.	4200m	5:27.06 (31.3)
12.		4600m	6:05.34 (33.5)	12.	4600m	5:58.38 (31.3)
13.		5000m	6:39.45 (34.1)	13.	5000m	6:30.01 (31.6)
8	I	41	Hiroki Hirako	JPN	6:32.89	
	O	32	Lucas Makowsky	CAN	6:44.01	FL
Hiroki Hirako				Lucas Makowsky		
1.		200m	19.16 (19.1)	1.	200m	19.02 (19.0)
2.		600m	49.36 (30.2)	2.	600m	49.13 (30.1)
3.		1000m	1:19.68 (30.3)	3.	1000m	1:19.79 (30.6)
4.		1400m	1:50.15 (30.4)	4.	1400m	1:50.21 (30.4)
5.		1800m	2:20.43 (30.2)	5.	1800m	2:20.71 (30.5)
6.		2200m	2:50.76 (30.3)	6.	2200m	2:50.93 (30.2)
7.		2600m	3:21.35 (30.5)	7.	2600m	3:21.22 (30.2)
8.		3000m	3:52.29 (30.9)	8.	3000m	3:51.47 (30.2)
9.		3400m	4:23.75 (31.4)	9.	3400m	4:21.95 (30.4)
10.		3800m	4:55.66 (31.9)	10.	3800m	4:59.84 (37.8)
11.		4200m	5:27.75 (32.0)	11.	4200m	5:36.66 (36.8)
12.		4600m	6:00.21 (32.4)	12.	4600m	6:10.23 (33.5)
13.		5000m	6:32.89 (32.6)	13.	5000m	6:44.01 (33.7)

VR

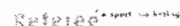
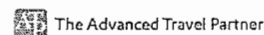




4 – Results in pairs - Men 5000 meter

Pair	I/O	Nr	Competitor	Nat	Final time	Info
9	I	45	Sven Kramer	NED	6:09.74	
	O	51	Sverre Haugli	NOR	6:24.55	
			Sven Kramer	Sverre Haugli		
1		200m	18.14 (18.1)	1.	200m	18.82 (18.8)
2		600m	46.81 (28.6)	2.	600m	48.50 (29.6)
3		1000m	1:16.05 (29.2)	3.	1000m	1:19.06 (30.5)
4		1400m	1:45.37 (29.3)	4.	1400m	1:49.64 (30.5)
5		1800m	2:14.67 (29.3)	5.	1800m	2:20.11 (30.4)
6		2200m	2:43.93 (29.2)	6.	2200m	2:50.74 (30.6)
7		2600m	3:13.04 (29.1)	7.	2600m	3:21.42 (30.6)
8		3000m	3:42.44 (29.4)	8.	3000m	3:51.98 (30.5)
9		3400m	4:11.88 (29.4)	9.	3400m	4:22.59 (30.6)
10		3800m	4:41.35 (29.4)	10.	3800m	4:53.25 (30.6)
11		4200m	5:10.71 (29.3)	11.	4200m	5:23.72 (30.4)
12		4600m	5:39.96 (29.2)	12.	4600m	5:54.15 (30.4)
13		5000m	6:09.74 (29.7)	13.	5000m	6:24.55 (30.4)
10	I	54	Ivan Skobrev	RUS	6:25.29	
	O	47	Carl Verheijen	NED	6:26.17	
			Ivan Skobrev	Carl Verheijen		
1.		200m	18.68 (18.6)	1.	200m	19.48 (19.4)
2.		600m	48.19 (29.5)	2.	600m	48.78 (29.3)
3.		1000m	1:18.02 (29.8)	3.	1000m	1:18.76 (29.9)
4.		1400m	1:48.14 (30.1)	4.	1400m	1:49.00 (30.2)
5.		1800m	2:18.54 (30.4)	5.	1800m	2:19.63 (30.6)
6.		2200m	2:48.85 (30.3)	6.	2200m	2:50.15 (30.5)
7.		2600m	3:19.32 (30.4)	7.	2600m	3:20.45 (30.3)
8.		3000m	3:49.96 (30.6)	8.	3000m	3:51.24 (30.7)
9.		3400m	4:20.73 (30.7)	9.	3400m	4:22.30 (31.0)
10.		3800m	4:51.43 (30.7)	10.	3800m	4:53.45 (31.1)
11.		4200m	5:22.43 (31.0)	11.	4200m	5:24.42 (30.9)
12.		4600m	5:53.68 (31.2)	12.	4600m	5:55.31 (30.8)
13.		5000m	6:25.29 (31.6)	13.	5000m	6:26.17 (30.8)

KR.





4 – Results in pairs - Men 5000 meter

Pair	I/O	Nr	Competitor	Nat	Final time	Info
11	I	59	Chad Hedrick	USA	6:30.43	
	O	49	Håvard Bøkkø	NOR	6:15.94	
Chad Hedrick				Håvard Bøkkø		
1.		200m	18.63 (18.6)	1.	200m	18.59 (18.5)
2.		600m	47.46 (28.8)	2.	600m	47.47 (28.8)
3.		1000m	1:16.68 (29.2)	3.	1000m	1:17.02 (29.5)
4.		1400m	1:46.58 (29.9)	4.	1400m	1:46.54 (29.5)
5.		1800m	2:16.27 (29.6)	5.	1800m	2:16.23 (29.6)
6.		2200m	2:46.66 (30.3)	6.	2200m	2:46.05 (29.8)
7.		2600m	3:17.04 (30.3)	7.	2600m	3:15.87 (29.8)
8.		3000m	3:48.09 (31.0)	8.	3000m	3:45.61 (29.7)
9.		3400m	4:19.60 (31.5)	9.	3400m	4:15.35 (29.7)
10.		3800m	4:51.69 (32.0)	10.	3800m	4:45.15 (29.8)
11.		4200m	5:24.26 (32.5)	11.	4200m	5:15.29 (30.1)
12.		4600m	5:57.24 (32.9)	12.	4600m	5:45.60 (30.3)
13.		5000m	6:30.43 (33.1)	13.	5000m	6:15.94 (30.3)
12	I	44	Wouter Olde Heuvel	NED	6:22.60	
	O	39	Enrico Fabris	ITA	6:20.31	
Wouter Olde Heuvel				Enrico Fabris		
1.		200m	18.53 (18.5)	1.	200m	18.56 (18.5)
2.		600m	47.89 (29.3)	2.	600m	47.92 (29.3)
3.		1000m	1:17.64 (29.7)	3.	1000m	1:18.22 (30.3)
4.		1400m	1:47.53 (29.8)	4.	1400m	1:48.49 (30.2)
5.		1800m	2:17.53 (30.0)	5.	1800m	2:18.79 (30.3)
6.		2200m	2:47.59 (30.0)	6.	2200m	2:49.15 (30.3)
7.		2600m	3:17.96 (30.3)	7.	2600m	3:19.67 (30.5)
8.		3000m	3:48.40 (30.4)	8.	3000m	3:50.13 (30.4)
9.		3400m	4:18.94 (30.5)	9.	3400m	4:20.38 (30.2)
10.		3800m	4:49.74 (30.8)	10.	3800m	4:50.48 (30.1)
11.		4200m	5:20.65 (30.9)	11.	4200m	5:20.49 (30.0)
12.		4600m	5:51.69 (31.0)	12.	4600m	5:50.48 (29.9)
13.		5000m	6:22.60 (30.9)	13.	5000m	6:20.31 (29.8)

KA


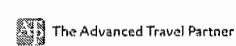
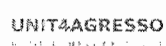




4 – Classification after Men 5000 meter

Pos	Nr	Competitor	Nat	500m	5000m	Points	1500m
1	45	Sven Kramer	NED	36.33 (6)	6:09.74 (1)	73.304	
2	49	Håvard Bøkko	NOR	35.99 (2)	6:15.94 (2)	73.584	0.280 00.84
3	39	Enrico Fabris	ITA	36.21 (5)	6:20.31 (3)	74.241	0.937 02.82
4	33	Denny Morrison	CAN	35.55 (1)	6:33.09 (13)	74.859	1.555 04.67
5	44	Wouter Olde Heuvel	NED	36.65 (11)	6:22.60 (4)	74.910	1.606 04.82
6	60	Trevor Marsicano	USA	36.49 (9)	6:24.89 (6)	74.979	1.675 05.03
7	59	Chad Hedrick	USA	36.06 (4)	6:30.43 (10)	75.103	1.799 05.40
8	54	Ivan Skobrev	RUS	36.99 (14)	6:25.29 (7)	75.519	2.215 06.65
9	53	Konrad Niedzwiedzki	POL	36.04 (3)	6:37.13 (17)	75.753	2.449 07.35
10	36	Robert Lehmann	GER	36.46 (8)	6:35.19 (16)	75.979	2.675 08.03
11	51	Sverre Haugli	NOR	37.57 (20)	6:24.55 (5)	76.025	2.721 08.17
12	46	Tom Prinsen	NED	37.17 (17)	6:31.18 (11)	76.288	2.984 08.96
13	58	Brian Hansen	USA	36.39 (7)	6:39.45 (19)	76.335	3.031 09.10
14	37	Tobias Schneider	GER	37.12 (16)	6:33.98 (14)	76.518	3.214 09.65
15	41	Hiroki Hirako	JPN	37.30 (18)	6:32.89 (12)	76.589	3.285 09.86
16	31	Steven Elm	CAN	36.71 (12)	6:39.33 (18)	76.643	3.339 10.02
17	47	Carl Verheijen	NED	38.78 (22)	6:26.17 (8)	77.397	4.093 12.28
18	43	Kwun-Won Choi	KOR	36.87 (13)	6:45.82 (22)	77.452	4.148 12.45
19	35	Pascal Briand	FRA	37.00 (15)	6:46.67 (23)	77.667	4.363 13.09
20	32	Lucas Makowsky	CAN	37.34 (19)	6:44.01 (20)	77.741	4.437 13.32
21	55	Aleksandr Rumyantsev	RUS	37.60 (21)	6:44.04 (21)	78.004	4.700 14.10
22	50	Øystein Grødum	NOR	39.84 (23)	6:30.01 (9)	78.841	5.537 16.62
23	56	Joel Eriksson	SWE	36.51 (10)	7:06.80 (24)	79.190	5.886 17.66
24	57	Johan Røjler	SWE	1:10.53 (24)	6:35.17 (15)	110.047	36.743 1:50.23

Knut Lindahl

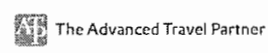




5 - Drawinglist Ladies 1500 meter

Pair	Nr	Competitor	Nat	PB	Time
1	wht	9	Stephanie Beckert	GER	2:03.39
2	wht	12	Isabell Ost	GER	2:03.83
	red	1	Anna Rokita	AUT	1:58.45
3	wht	3	Clara Hughes	CAN	1:57.46
	red	14	Eriko Ishino	JPN	1:58.31
4	wht	10	Lucille Opitz	GER	1:57.13
	red	16	Ju-Youn Lee	KOR	1:57.09
5	wht	27	Maria Lamb	USA	1:58.03
	red	28	Nancy Swider-Pelz jr	USA	2:00.00
6	wht	24	Katarzyna Wójcicka	POL	1:56.78
	red	22	Maren Haugli	NOR	1:55.99
7	wht	26	Yekaterina Shikhova	RUS	1:59.14
	red	15	Maki Tabata	JPN	1:54.56
8	wht	13	Masako Hozumi	JPN	1:57.43
	red	25	Alla Shabanova	RUS	1:59.14
9	wht	19	Jorien Voorhuis	NED	1:56.08
	red	5	Brittany Schussler	CAN	1:55.69
10	wht	17	Paulien van Deutekom	NED	1:54.44
	red	18	Renate Groenewold	NED	1:55.29
11	wht	2	Kristina Groves	CAN	1:53.18
	red	20	Ireen Wüst	NED	1:52.38
12	wht	7	Martina Sáblíková	CZE	1:54.55
	red	4	Christine Nesbitt	CAN	1:52.75

John M. Sandy
 Revised #1





5 – Final Results - Ladies 1500 meter

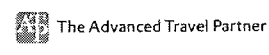
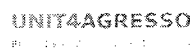
Pos	Nr	Competitor	Nat	Pair	I/O	Final Time	Points	Behind	Info
1	2	Kristina Groves	CAN	11	I	1:56.17	38.723		
2	4	Christine Nesbitt	CAN	12	O	1:56.49	38.830	0.107	
3	20	Ireen Wüst	NED	11	O	1:56.78	38.926	0.203	
4	19	Jorien Voorhuis	NED	9	I	1:57.62	39.206	0.483	
5	13	Masako Hozumi	JPN	8	I	1:57.73	39.243	0.520	
6	15	Maki Tabata	JPN	7	O	1:58.21	39.403	0.680	
7	17	Paulien van Deutekom	NED	10	I	1:58.29	39.430	0.707	
8	7	Martina Sáblíková	CZE	12	I	1:58.40	39.466	0.743	
9	5	Brittany Schussler	CAN	9	O	1:58.56	39.520	0.797	
10	24	Katarzyna Wójcicka	POL	6	I	1:58.61	39.536	0.813	
11	25	Alla Shabanova	RUS	8	O	1:58.64	39.546	0.823	PB
12	26	Yekaterina Shikhova	RUS	7	I	1:58.68	39.560	0.837	PB
13	22	Marcn Haugli	NOR	6	O	1:59.43	39.810	1.087	
14	18	Renate Groenewold	NED	10	O	1:59.68	39.893	1.170	
15	3	Clara Hughes	CAN	3	I	2:00.58	40.193	1.470	
16	27	Maria Lamb	USA	5	I	2:00.81	40.270	1.547	
17	10	Lucille Oplitz	GER	4	I	2:01.05	40.350	1.627	
18	16	Ju-Youn Lee	KOR	4	O	2:01.18	40.393	1.670	
19	28	Nancy Swider-Pelz jr	USA	5	O	2:01.31	40.436	1.713	
20	12	Isabell Ost	GER	2	I	2:02.14	40.713	1.990	PB
21	14	Eriko Ishino	JPN	3	O	2:02.34	40.780	2.057	
22	9	Stephanie Beckert	GER	1	I	2:03.16	41.053	2.330	PB
23	1	Anna Rokita	AUT	2	O	2:03.73	41.243	2.520	
	11	Claudia Pechstein	GER			WDR			

Referee: Susan Sandvig-Shobe Start: 12.15 uur
 Starter: Jurki Jääskeläinen End: 12.55 uur

Race conditions

Temp. Air	18.8 °C
Temp. Ice	-8.3 °C
Humidity	25.0 %
Air-pressure	989.0 hpa

Susan M. Sandvig-Shobe





5 – Results in pairs - Ladies 1500 meter

Pair	I/O	Nr	Competitor	Nat	Final time	Info
1	I	9	Stephanie Beckert	GER	2:03.16	PB
Stephanie Beckert						
1		300m	28.33 (28.3)	1.		
2		700m	59.13 (30.8)	2.		
3		1100m	1:30.84 (31.7)	3.		
4		1500m	2:03.16 (32.3)	4.		
2	I O	12 1	Isabell Ost Anna Rokita	GER AUT	2:02.14 2:03.73	PB
Isabell Ost						
1.		300m	26.91 (26.9)	1.	300m	27.00 (27.0)
2.		700m	57.17 (30.2)	2.	700m	57.38 (30.3)
3.		1100m	1:28.78 (31.6)	3.	1100m	1:29.74 (32.3)
4.		1500m	2:02.14 (33.3)	4.	1500m	2:03.73 (33.9)
Anna Rokita						
1.		300m	27.00 (27.0)	1.	300m	27.00 (27.0)
2.		700m	57.38 (30.3)	2.	700m	57.38 (30.3)
3.		1100m	1:29.74 (32.3)	3.	1100m	1:29.74 (32.3)
4.		1500m	2:03.73 (33.9)	4.	1500m	2:03.73 (33.9)
3	I O	3 14	Clara Hughes Eriko Ishino	CAN JPN	2:00.58 2:02.34	
Clara Hughes						
1.		300m	27.82 (27.8)	1.	300m	27.13 (27.1)
2.		700m	57.70 (29.8)	2.	700m	57.53 (30.4)
3.		1100m	1:28.68 (30.9)	3.	1100m	1:29.20 (31.6)
4.		1500m	2:00.58 (31.9)	4.	1500m	2:02.34 (33.1)
Eriko Ishino						
1.		300m	27.13 (27.1)	1.	300m	27.13 (27.1)
2.		700m	57.53 (30.4)	2.	700m	57.53 (30.4)
3.		1100m	1:29.20 (31.6)	3.	1100m	1:29.20 (31.6)
4.		1500m	2:02.34 (33.1)	4.	1500m	2:02.34 (33.1)
4	I O	10 16	Lucille Opitz Ju-Youn Lee	GER KOR	2:01.05 2:01.18	
Lucille Opitz						
1.		300m	26.55 (26.5)	1.	300m	27.21 (27.2)
2.		700m	56.08 (29.5)	2.	700m	57.29 (30.0)
3.		1100m	1:27.29 (31.2)	3.	1100m	1:28.60 (31.3)
4.		1500m	2:01.05 (33.7)	4.	1500m	2:01.18 (32.5)
Ju-Youn Lee						
1.		300m	27.21 (27.2)	1.	300m	27.21 (27.2)
2.		700m	57.29 (30.0)	2.	700m	57.29 (30.0)
3.		1100m	1:28.60 (31.3)	3.	1100m	1:28.60 (31.3)
4.		1500m	2:01.18 (32.5)	4.	1500m	2:01.18 (32.5)
5	I O	27 28	Maria Lamb Nancy Swider-Pelz jr	USA USA	2:00.81 2:01.31	
Maria Lamb						
1.		300m	26.68 (26.6)	1.	300m	27.32 (27.3)
2.		700m	56.29 (29.6)	2.	700m	57.02 (29.7)
3.		1100m	1:27.36 (31.0)	3.	1100m	1:28.24 (31.2)
4.		1500m	2:00.81 (33.4)	4.	1500m	2:01.31 (33.0)
Nancy Swider-Pelz jr						
1.		300m	27.32 (27.3)	1.	300m	27.32 (27.3)
2.		700m	57.02 (29.7)	2.	700m	57.02 (29.7)
3.		1100m	1:28.24 (31.2)	3.	1100m	1:28.24 (31.2)
4.		1500m	2:01.31 (33.0)	4.	1500m	2:01.31 (33.0)

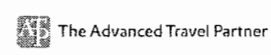
Anna M. Swider-Pelz jr

Date: 08-02-2009

www.skoyteforbundet.no

Print: 08-02-2009 13:01

Official sponsors of the Essent ISU World Allround Speed Skating Championships 2009





5 – Results in pairs - Ladies 1500 meter

Pair	I/O	Nr	Competitor	Nat	Final time	Info
6	I	24	Katarzyna Wójcicka	POL	1:58.61	
	O	22	Maren Haugli	NOR	1:59.43	
		Katarzyna Wójcicka		Maren Haugli		
1		300m	26 26 (26 2)	1	300m	27 20 (27 2)
2		700m	55 54 (29 2)	2	700m	56 63 (29 4)
3		1100m	1:26 20 (30 6)	3	1100m	1:27 39 (30 7)
4		1500m	1:58 61 (32 4)	4	1500m	1:59 43 (32 0)
7	I	26	Yekaterina Shikhova	RUS	1:58.68	PB
	O	15	Maki Tabata	JPN	1:58.21	
		Yekaterina Shikhova		Maki Tabata		
1.		300m	25 96 (25 9)	1	300m	26 22 (26 2)
2		700m	55 51 (29 5)	2	700m	55 22 (29 0)
3		1100m	1:26 47 (30 9)	3	1100m	1:25 73 (30 5)
4		1500m	1:58 68 (32 2)	4	1500m	1:58 21 (32 4)
8	I	13	Masako Hozumi	JPN	1:57.73	
	O	25	Alla Shabanova	RUS	1:58.64	PB
		Masako Hozumi		Alla Shabanova		
1.		300m	26 67 (26 6)	1.	300m	25 95 (25 9)
2.		700m	56 21 (29 5)	2.	700m	55 32 (29 3)
3		1100m	1:26 34 (30 1)	3	1100m	1:26 18 (30 8)
4.		1500m	1:57 73 (31 3)	4	1500m	1:58 64 (32 4)
9	I	19	Jorien Voorhuis	NED	1:57.62	
	O	5	Brittany Schussler	CAN	1:58.56	
		Jorien Voorhuis		Brittany Schussler		
1.		300m	26 59 (26 5)	1.	300m	26 46 (26 4)
2		700m	55 46 (28 8)	2	700m	55 19 (28 7)
3.		1100m	1:25 62 (30 1)	3.	1100m	1:25 74 (30 5)
4.		1500m	1:57 62 (32 0)	4.	1500m	1:58 56 (32 8)
10	I	17	Paulien van Deutekom	NED	1:58.29	
	O	18	Renate Groenewold	NED	1:59.68	
		Paulien van Deutekom		Renate Groenewold		
1		300m	26 25 (26 2)	1	300m	26 64 (26 6)
2.		700m	55 47 (29 2)	2	700m	55 79 (29 1)
3.		1100m	1:25 69 (30 2)	3	1100m	1:26 74 (30 9)
4		1500m	1:58 29 (32 6)	4.	1500m	1:59 68 (32 9)

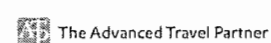
Ann M. Stamborg

Date: 08-02-2009

www.skoyteforbundet.no

Print: 08-02-2009 13:01

Official sponsors of the Essent ISU World Allround Speed Skating Championships 2009

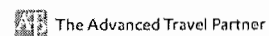
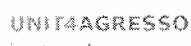
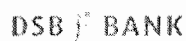




5 – Results in pairs - Ladies 1500 meter

Pair	I/O	Nr	Competitor	Nat	Final time	Info
11	I	2	Kristina Groves	CAN	1:56.17	
	O	20	Ireen Wüst	NED	1:56.78	
Kristina Groves				Ireen Wüst		
1.		300m	25.99 (25.9)	1.	300m	25.98 (25.9)
2.		700m	54.51 (28.5)	2.	700m	54.74 (28.7)
3.		1100m	1:24.41 (29.9)	3.	1100m	1:24.86 (30.1)
4.		1500m	1:56.17 (31.7)	4.	1500m	1:56.78 (31.9)
12	I	7	Martina Sáblíková	CZE	1:58.40	
	O	4	Christine Nesbitt	CAN	1:56.49	
Martina Sáblíková				Christine Nesbitt		
1.		300m	26.87 (26.8)	1.	300m	25.58 (25.5)
2.		700m	56.29 (29.4)	2.	700m	54.07 (28.4)
3.		1100m	1:26.82 (30.5)	3.	1100m	1:24.03 (29.9)
4.		1500m	1:58.40 (31.5)	4.	1500m	1:56.49 (32.4)

See in hand by the

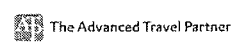
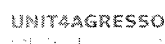




5 – Classification after Ladies 1500m

Pos	Nr	Competitor	Nat	500m	3000m	1500m	Points	5000m
1	2	Kristina Groves	CAN	39.71 (4)	4:06.23 (5)	1:56.17 (1)	119.471	
2	4	Christine Nesbitt	CAN	38.87 (1)	4:10.81 (13)	1:56.49 (2)	119.501	0.030 00.30
3	20	Ireen Wüst	NED	39.61 (3)	4:07.98 (7)	1:56.78 (3)	119.866	0.395 03.95
4	7	Martina Sáblíková	CZE	40.28 (10)	4:01.90 (1)	1:58.40 (8)	120.062	0.591 05.91
5	17	Paulien van Deutekom	NED	39.99 (7)	4:05.88 (3)	1:58.29 (7)	120.400	0.929 09.29
6	19	Jorien Voorhuis	NED	40.50 (13)	4:06.58 (6)	1:57.62 (4)	120.802	1.331 13.31
7	18	Renate Groenewold	NED	40.30 (11)	4:05.61 (2)	1:59.68 (14)	121.128	1.657 16.57
8	5	Brittany Schussler	CAN	40.07 (8)	4:09.94 (11)	1:58.56 (9)	121.246	1.775 17.75
9	13	Masako Hozumi	JPN	40.89 (16)	4:08.09 (8)	1:57.73 (5)	121.481	2.010 20.10
10	25	Alla Shabanova	RUS	39.53 (2)	4:17.08 (21)	1:58.64 (11)	121.922	2.451 24.51
11	26	Yekaterina Shikhova	RUS	39.83 (6)	4:16.47 (20)	1:58.68 (12)	122.135	2.664 26.64
12	15	Maki Tabata	JPN	40.12 (9)	4:15.93 (18)	1:58.21 (6)	122.178	2.707 27.07
13	24	Katarzyna Wójcicka	POL	40.49 (12)	4:14.10 (15)	1:58.61 (10)	122.376	2.905 29.05
14	22	Maren Haugli	NOR	41.36 (20)	4:08.94 (9)	1:59.43 (13)	122.660	3.189 31.89
15	27	Maria Lamb	USA	40.75 (14)	4:14.97 (16)	2:00.81 (16)	123.515	4.044 40.44
16	10	Lucille Opitz	GER	40.77 (15)	4:17.26 (22)	2:01.05 (17)	123.996	4.525 45.25
17	28	Nancy Swider-Pelz jr	USA	41.69 (22)	4:11.43 (14)	2:01.31 (19)	124.031	4.560 45.60
18	3	Clara Hughes	CAN	42.07 (23)	4:10.71 (12)	2:00.58 (15)	124.048	4.577 45.77
19	16	Ju-Youn Lee	KOR	40.98 (18)	4:16.22 (19)	2:01.18 (18)	124.076	4.605 46.05
20	14	Eriko Ishino	JPN	41.41 (21)	4:15.20 (17)	2:02.34 (21)	124.723	5.252 52.52
21	12	Isabell Ost	GER	40.91 (17)	4:21.44 (24)	2:02.14 (20)	125.196	5.725 57.25
22	9	Stephanie Beckert	GER	43.07 (24)	4:09.37 (10)	2:03.16 (22)	125.684	6.213 1:02.13
23	1	Anna Rokita	AUT	41.29 (19)	4:19.19 (23)	2:03.73 (23)	125.731	6.260 1:02.60
	11	Claudia Pechstein	GER	39.74 (5)	4:06.00 (4)	WDR	80.740	

Anna Rokita

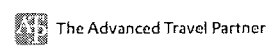




7 - Drawinglist Ladies 5000 meter

Pair	Nr	Competitor	Nat	PB	Time	
1	wht	22	Maren Haugli	NOR	6:54.98	
	red	9	Stephanie Beckert	GER	7:01.72	
2	wht	5	Brittany Schussler	CAN	7:12.55	
	red	25	Alla Shabanova	RUS	7:29.65	
3	wht	18	Renate Groenewold	NED	7:01.21	
	red	13	Masako Hozumi	JPN	7:06.87	
4	wht	7	Martina Sáblíková	CZE	6:45.61	
	red	17	Paulien van Deutekom	NED	7:02.40	
5	wht	4	Christine Nesbitt	CAN	7:07.15	
	red	20	Ireen Wüst	NED	6:57.87	
6	wht	2	Kristina Groves	CAN	6:54.55	
	red	19	Jorien Voorhuis	NED	7:09.03	

Jan M. Samyikho





7 – Final Results - Ladies 5000 meter


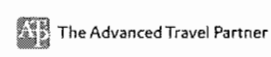

Pos	Nr	Competitor	Nat	Pair	I/O	Final Time	Points	Behind	Info
1	7	Martina Sáblíková	CZE	4	I	6:55.54	41.554		
2	13	Masako Hozumi	JPN	3	O	7:03.56	42.356	0.802	PB
3	9	Stephanie Beckert	GER	1	O	7:05.13	42.513	0.959	
4	2	Kristina Groves	CAN	6	I	7:07.93	42.793	1.239	
5	22	Maren Haugli	NOR	1	I	7:11.21	43.121	1.567	
6	19	Jorien Voorhuis	NED	6	O	7:14.39	43.439	1.885	
7	18	Renate Groenewold	NED	3	I	7:15.13	43.513	1.959	
8	20	Ireen Wüst	NED	5	O	7:17.73	43.773	2.219	
9	5	Brittany Schussler	CAN	2	I	7:19.50	43.950	2.396	
10	17	Paulien van Deutekom	NED	4	O	7:21.63	44.163	2.609	
11	4	Christine Nesbitt	CAN	5	I	7:27.45	44.745	3.191	
12	25	Alla Shabanova	RUS	2	O	7:39.88	45.988	4.434	

Referee: Susan Sandvig-Shobe Start: 14.20 uur
 Starter: Kai Rundgren End: 15.11 uur

Race conditions

Temp. Air	18.8 °C
Temp. Ice	-8.4 °C
Humidity	29.0 %
Air-pressure	989.0 hpa

Susan M. Sandvig-Shobe

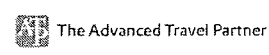
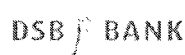




7 – Results in pairs - Ladies 5000 meter

Pair	I/O	Nr	Competitor	Nat	Final time	Info
1	I	22	Maren Haugli	NOR	7:11.21	
	O	9	Stephanie Beckert	GER	7:05.13	
			Maren Haugli		Stephanie Beckert	
1.		200m	21.14 (21.1)	1.	200m	21.52 (21.5)
2.		600m	53.97 (32.8)	2.	600m	55.00 (33.4)
3.		1000m	1:27.79 (33.8)	3.	1000m	1:28.86 (33.8)
4.		1400m	2:01.91 (34.1)	4.	1400m	2:02.62 (33.7)
5.		1800m	2:35.37 (33.4)	5.	1800m	2:36.27 (33.6)
6.		2200m	3:09.17 (33.8)	6.	2200m	3:09.91 (33.6)
7.		2600m	3:42.81 (33.6)	7.	2600m	3:43.56 (33.6)
8.		3000m	4:16.56 (33.7)	8.	3000m	4:17.21 (33.6)
9.		3400m	4:50.42 (33.8)	9.	3400m	4:51.28 (34.0)
10.		3800m	5:25.06 (34.6)	10.	3800m	5:24.90 (33.6)
11.		4200m	5:59.92 (34.8)	11.	4200m	5:58.54 (33.6)
12.		4600m	6:35.51 (35.5)	12.	4600m	7:05.13 (1:06.5)
13.		5000m	7:11.21 (35.7)	13.	5000m	7:05.13 ()
2	I	5	Brittany Schussler	CAN	7:19.50	
	O	25	Alla Shabanova	RUS	7:39.88	
			Brittany Schussler		Alla Shabanova	
1.		200m	21.10 (21.1)	1.	200m	21.13 (21.1)
2.		600m	53.89 (32.7)	2.	600m	55.94 (34.8)
3.		1000m	1:27.50 (33.6)	3.	1000m	1:30.98 (35.0)
4.		1400m	2:01.82 (34.3)	4.	1400m	2:06.15 (35.1)
5.		1800m	2:36.10 (34.2)	5.	1800m	2:41.94 (35.7)
6.		2200m	3:10.49 (34.3)	6.	2200m	3:18.04 (36.1)
7.		2600m	3:45.17 (34.6)	7.	2600m	3:54.18 (36.1)
8.		3000m	4:20.28 (35.1)	8.	3000m	4:30.79 (36.6)
9.		3400m	4:55.47 (35.1)	9.	3400m	5:08.04 (37.2)
10.		3800m	5:31.26 (35.7)	10.	3800m	5:45.80 (37.7)
11.		4200m	6:07.27 (36.0)	11.	4200m	6:23.53 (37.7)
12.		4600m	6:43.27 (36.0)	12.	4600m	7:01.62 (38.0)
13.		5000m	7:19.50 (36.2)	13.	5000m	7:39.88 (38.2)

Handwritten signature: Anne M. Schussler

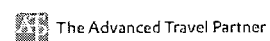





7 – Results in pairs - Ladies 5000 meter

Pair	I/O	Nr	Competitor	Nat	Final time	Info
3	I	18	Renate Groenewold	NED	7:15.13	
	O	13	Masako Hozumi	JPN	7:03.56	PB
Renate Groenewold						
1.		200m	20 78 (20.7)	1.	200m	20 59 (20.5)
2.		600m	53.91 (33.1)	2.	600m	52.44 (31.8)
3.		1000m	1:27.18 (33.2)	3.	1000m	1:24.93 (32.4)
4.		1400m	2:01.01 (33.8)	4.	1400m	1:57.71 (32.7)
5.		1800m	2:34.63 (33.6)	5.	1800m	2:30.90 (33.1)
6.		2200m	3:08.77 (34.1)	6.	2200m	3:04.36 (33.4)
7.		2600m	3:43.12 (34.3)	7.	2600m	3:38.02 (33.6)
8.		3000m	4:17.87 (34.7)	8.	3000m	4:12.06 (34.0)
9.		3400m	4:52.55 (34.6)	9.	3400m	4:45.81 (33.7)
10.		3800m	5:27.77 (35.2)	10.	3800m	5:19.99 (34.1)
11.		4200m	6:03.40 (35.6)	11.	4200m	5:54.41 (34.4)
12.		4600m	6:39.44 (36.0)	12.	4600m	7:03.56 (1:09.1)
13.		5000m	7:15.13 (35.6)	13.	5000m	7:03.56 ()
Masako Hozumi						
				Masako Hozumi		
1.		200m	20 51 (20.5)	1.	200m	20 28 (20.2)
2.		600m	52.76 (32.2)	2.	600m	52.25 (31.9)
3.		1000m	1:25.49 (32.7)	3.	1000m	1:26.08 (33.8)
4.		1400m	1:58.58 (33.0)	4.	1400m	2:00.56 (34.4)
5.		1800m	2:31.47 (32.8)	5.	1800m	2:35.22 (34.6)
6.		2200m	3:04.49 (33.0)	6.	2200m	3:10.07 (34.8)
7.		2600m	3:37.55 (33.0)	7.	2600m	3:45.48 (35.4)
8.		3000m	4:10.89 (33.3)	8.	3000m	4:20.80 (35.3)
9.		3400m	4:43.75 (32.8)	9.	3400m	4:56.53 (35.7)
10.		3800m	5:16.65 (32.9)	10.	3800m	5:32.49 (35.9)
11.		4200m	5:49.65 (33.0)	11.	4200m	6:08.59 (36.1)
12.		4600m	6:22.91 (33.2)	12.	4600m	6:44.78 (36.1)
13.		5000m	6:55.54 (32.6)	13.	5000m	7:21.63 (36.8)
Martina Sáblíková						
				Martina Sáblíková		
1.		200m	20 51 (20.5)	1.	200m	20 28 (20.2)
2.		600m	52.76 (32.2)	2.	600m	52.25 (31.9)
3.		1000m	1:25.49 (32.7)	3.	1000m	1:26.08 (33.8)
4.		1400m	1:58.58 (33.0)	4.	1400m	2:00.56 (34.4)
5.		1800m	2:31.47 (32.8)	5.	1800m	2:35.22 (34.6)
6.		2200m	3:04.49 (33.0)	6.	2200m	3:10.07 (34.8)
7.		2600m	3:37.55 (33.0)	7.	2600m	3:45.48 (35.4)
8.		3000m	4:10.89 (33.3)	8.	3000m	4:20.80 (35.3)
9.		3400m	4:43.75 (32.8)	9.	3400m	4:56.53 (35.7)
10.		3800m	5:16.65 (32.9)	10.	3800m	5:32.49 (35.9)
11.		4200m	5:49.65 (33.0)	11.	4200m	6:08.59 (36.1)
12.		4600m	6:22.91 (33.2)	12.	4600m	6:44.78 (36.1)
13.		5000m	6:55.54 (32.6)	13.	5000m	7:21.63 (36.8)
Paulien van Deutekom						
				Paulien van Deutekom		
1.		200m	20 51 (20.5)	1.	200m	20 28 (20.2)
2.		600m	52.76 (32.2)	2.	600m	52.25 (31.9)
3.		1000m	1:25.49 (32.7)	3.	1000m	1:26.08 (33.8)
4.		1400m	1:58.58 (33.0)	4.	1400m	2:00.56 (34.4)
5.		1800m	2:31.47 (32.8)	5.	1800m	2:35.22 (34.6)
6.		2200m	3:04.49 (33.0)	6.	2200m	3:10.07 (34.8)
7.		2600m	3:37.55 (33.0)	7.	2600m	3:45.48 (35.4)
8.		3000m	4:10.89 (33.3)	8.	3000m	4:20.80 (35.3)
9.		3400m	4:43.75 (32.8)	9.	3400m	4:56.53 (35.7)
10.		3800m	5:16.65 (32.9)	10.	3800m	5:32.49 (35.9)
11.		4200m	5:49.65 (33.0)	11.	4200m	6:08.59 (36.1)
12.		4600m	6:22.91 (33.2)	12.	4600m	6:44.78 (36.1)
13.		5000m	6:55.54 (32.6)	13.	5000m	7:21.63 (36.8)

Inm...
 ...

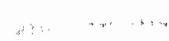




7 – Results in pairs - Ladies 5000 meter

Pair	I/O	Nr	Competitor	Nat	Final time	Info
5	I	4	Christine Nesbitt	CAN	7:27.45	
	O	20	Ireen Wüst	NED	7:17.73	
Christine Nesbitt				Ireen Wüst		
1.		200m	20.70 (20.7)	1.	200m	20.29 (20.2)
2.		600m	54.03 (33.3)	2.	600m	52.90 (32.6)
3.		1000m	1:28.22 (34.1)	3.	1000m	1:25.93 (33.0)
4.		1400m	2:03.31 (35.0)	4.	1400m	1:59.31 (33.3)
5.		1800m	2:37.95 (34.6)	5.	1800m	2:33.54 (34.2)
6.		2200m	3:13.01 (35.0)	6.	2200m	3:08.04 (34.5)
7.		2600m	3:48.41 (35.4)	7.	2600m	3:42.84 (34.8)
8.		3000m	4:24.18 (35.7)	8.	3000m	4:18.14 (35.3)
9.		3400m	5:00.18 (36.0)	9.	3400m	4:53.70 (35.5)
10.		3800m	5:36.41 (36.2)	10.	3800m	5:29.22 (35.5)
11.		4200m	6:12.86 (36.4)	11.	4200m	6:05.45 (36.2)
12.		4600m	6:49.82 (36.9)	12.	4600m	6:41.74 (36.2)
13.		5000m	7:27.45 (37.6)	13.	5000m	7:17.73 (35.9)
6	I	2	Kristina Groves	CAN	7:07.93	
	O	19	Jorien Voorhuis	NED	7:14.39	
Kristina Groves				Jorien Voorhuis		
1.		200m	20.51 (20.5)	1.	200m	20.51 (20.5)
2.		600m	53.30 (32.7)	2.	600m	53.01 (32.5)
3.		1000m	1:26.39 (33.0)	3.	1000m	1:26.75 (33.7)
4.		1400m	1:59.86 (33.4)	4.	1400m	2:00.59 (33.8)
5.		1800m	2:33.26 (33.4)	5.	1800m	2:35.03 (34.4)
6.		2200m	3:06.92 (33.6)	6.	2200m	3:09.36 (34.3)
7.		2600m	3:40.58 (33.6)	7.	2600m	3:43.88 (34.5)
8.		3000m	4:14.48 (33.9)	8.	3000m	4:18.40 (34.5)
9.		3400m	4:48.71 (34.2)	9.	3400m	4:53.17 (34.7)
10.		3800m	5:23.10 (34.3)	10.	3800m	5:28.24 (35.0)
11.		4200m	5:57.75 (34.6)	11.	4200m	6:03.53 (35.2)
12.		4600m	6:32.62 (34.8)	12.	4600m	6:38.92 (35.3)
13.		5000m	7:07.93 (35.3)	13.	5000m	7:14.39 (35.4)

Handwritten signature: Jan M. ...

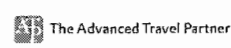
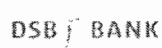




7 – Final classification Ladies 5000m

Pos	Nr	Competitor	Nat	500m	3000m	1500m	5000m	Total	Behind
1	7	Martina Sáblíková	CZE	40.28 (10)	4:01.90 (1)	1:58.40 (8)	6:55.54 (1)	161.616	
2	2	Kristina Groves	CAN	39.71 (4)	4:06.23 (5)	1:56.17 (1)	7:07.93 (4)	162.264	0.648
3	20	Ireen Wüst	NED	39.61 (3)	4:07.98 (7)	1:56.78 (3)	7:17.73 (8)	163.639	2.023
4	13	Masako Hozumi	JPN	40.89 (16)	4:08.09 (8)	1:57.73 (5)	7:03.56 (2)	163.837	2.221
5	19	Jorien Voorhuis	NED	40.50 (13)	4:06.58 (6)	1:57.62 (4)	7:14.39 (6)	164.241	2.625
6	4	Christine Nesbitt	CAN	38.87 (1)	4:10.81 (13)	1:56.49 (2)	7:27.45 (11)	164.246	2.630
7	17	Paulien van Deutekom	NED	39.99 (7)	4:05.88 (3)	1:58.29 (7)	7:21.63 (10)	164.563	2.947
8	18	Renate Groenewold	NED	40.30 (11)	4:05.61 (2)	1:59.68 (14)	7:15.13 (7)	164.641	3.025
9	5	Brittany Schussler	CAN	40.07 (8)	4:09.94 (11)	1:58.56 (9)	7:19.50 (9)	165.196	3.580
10	22	Maren Haugli	NOR	41.36 (20)	4:08.94 (9)	1:59.43 (13)	7:11.21 (5)	165.781	4.165
11	25	Alla Shabanova	RUS	39.53 (2)	4:17.08 (21)	1:58.64 (11)	7:39.88 (12)	167.910	6.294
12	9	Stephanie Beckert	GER	43.07 (24)	4:09.37 (10)	2:03.16 (22)	7:05.13 (3)	168.197	6.581
	26	Yekaterina Shikhova	RUS	39.83 (6)	4:16.47 (20)	1:58.68 (12)		122.135	
	15	Maki Tabata	JPN	40.12 (9)	4:15.93 (18)	1:58.21 (6)		122.178	
	24	Katarzyna Wójcicka	POL	40.49 (12)	4:14.10 (15)	1:58.61 (10)		122.376	
	27	Maria Lamb	USA	40.75 (14)	4:14.97 (16)	2:00.81 (16)		123.515	
	10	Lucille Opitz	GER	40.77 (15)	4:17.26 (22)	2:01.05 (17)		123.996	
	28	Nancy Swider-Pelz jr	USA	41.69 (22)	4:11.43 (14)	2:01.31 (19)		124.031	
	3	Clara Hughes	CAN	42.07 (23)	4:10.71 (12)	2:00.58 (15)		124.048	
	16	Ju-Youn Lee	KOR	40.98 (18)	4:16.22 (19)	2:01.18 (18)		124.076	
	14	Eriko Ishino	JPN	41.41 (21)	4:15.20 (17)	2:02.34 (21)		124.723	
	12	Isabell Ost	GER	40.91 (17)	4:21.44 (24)	2:02.14 (20)		125.196	
	1	Anna Rokita	AUT	41.29 (19)	4:19.19 (23)	2:03.73 (23)		125.731	
	11	Claudia Pechstein	GER	39.74 (5)	4:06.00 (4)	WDR		80.740	

Stephanie Beckert





6 - Drawinglist Men 1500 meter (version 1)

Pair		Nr	Competitor	Nat				
1	wht	57	Johan Røjler	SWE				
2	wht	55	Aleksandr Rumyantsev	RUS				
	red	50	Øystein Grødum	NOR				
3	wht	35	Pascal Briand	FRA				
	red	32	Lucas Makowsky	CAN				
4	wht	47	Carl Verheijen	NED				
	red	43	Kwun-Won Choi	KOR				
5	wht	41	Hiroki Hirako	JPN				
	red	31	Steven Elm	CAN				
6	wht	58	Brian Hansen	USA				
	red	37	Tobias Schneider	GER				
7	wht	51	Sverre Haugli	NOR				
	red	46	Tom Prinsen	NED				
8	wht	53	Konrad Niedzwiedzki	POL				
	red	36	Robert Lehmann	GER				
9	wht	59	Chad Hedrick	USA				
	red	54	Ivan Skobrev	RUS				
10	wht	44	Wouter Olde Heuvel	NED				
	red	60	Trevor Marsicano	USA				
11	wht	39	Enrico Fabris	ITA				
	red	33	Denny Morrison	CAN				
12	wht	45	Sven Kramer	NED				
	red	49	Håvard Bøkko	NOR				

Revised 08.02.09 (10:40)


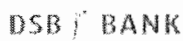
Knut Lidung

Date: 08-02-2009

www.skoyteforbundet.no

Print: 08-02-2009 10:22

Official sponsors of the Essent ISU World Allround Speed Skating Championships 2009



The Advanced Travel Partner





6 – Final Results - Men 1500 meter

Pos	Nr	Competitor	Nat	Pair	I/O	Final Time	Points	Behind	Info
1	49	Håvard Bøkkø	NOR	12	O	1:44.83	34.943		
2	45	Sven Kramer	NED	12	I	1:45.01	35.003	0.060	
3	60	Trevor Marsicano	USA	10	O	1:45.37	35.123	0.180	
4	33	Denny Morrison	CAN	11	O	1:45.38	35.126	0.183	
5	39	Enrico Fabris	ITA	11	I	1:45.59	35.196	0.253	
6	59	Chad Hedrick	USA	9	I	1:45.67	35.223	0.280	
7	44	Wouter Olde Heuvel	NED	10	I	1:46.44	35.480	0.537	
8	53	Konrad Niedzwiedzki	POL	8	I	1:46.45	35.483	0.540	
9	32	Lucas Makowsky	CAN	3	O	1:47.28	35.760	0.817	
10	36	Robert Lehmann	GER	8	O	1:47.31	35.770	0.827	
11	37	Tobias Schneider	GER	6	O	1:47.48	35.826	0.883	
12	31	Steven Elm	CAN	5	O	1:47.70	35.900	0.957	
13	47	Carl Verheijen	NED	4	I	1:47.82	35.940	0.997	
14	46	Tom Prinsen	NED	7	O	1:48.13	36.043	1.100	
15	51	Sverre Haugli	NOR	7	I	1:48.25	36.083	1.140	
16	58	Brian Hansen	USA	6	I	1:48.64	36.213	1.270	
17	54	Ivan Skobrev	RUS	9	O	1:49.12	36.373	1.430	
18	57	Johan Røjler	SWE	1	I	1:49.19	36.396	1.453	
19	35	Pascal Briand	FRA	3	I	1:49.88	36.626	1.683	
20	43	Kwun-Won Choi	KOR	4	O	1:50.77	36.923	1.980	
21	41	Hiroki Hirako	JPN	5	I	1:50.93	36.976	2.033	
22	50	Øystein Grødum	NOR	2	O	1:52.97	37.656	2.713	
23	55	Aleksandr Rumyantsev	RUS	2	I	2:19.37	46.456	11.513	FL
56		Joel Eriksson	SWE			WDR			

Referee: Knut Ludahl Start: 13.15 uur
 Starter: Junichi Takano End: 13.56 uur

Race conditions

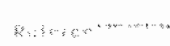
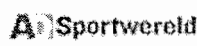
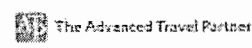
Temp. Air	19.0 °C
Temp. Ice	-8.4 °C
Humidity	28.0 %
Air-pressure	989.0 hpa

Knut Ludahl

Date: 08-02-2009

Date: 03-02-2009 15:43

Official sponsors of the Essent ISU World Allround Speed Skating Championships 2009





6 – Results in pairs - Men 1500 meter

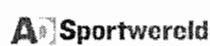
Pair	I/O	Nr	Competitor	Nat	Final time	Info
1	I	57	Johan Røjler	SWE	1:49.19	
Johan Røjler						
1		300m	24.49 (24.4)	1.		
2		700m	51.85 (27.3)	2.		
3		1100m	1:20.02 (28.1)	3.		
4		1500m	1:49.19 (29.1)	4.		
2	I	55	Aleksandr Rumyantsev	RUS	2:19.37	FL
	O	50	Øystein Grødum	NOR	1:52.97	
Aleksandr Rumyantsev						
1		300m	24.78 (24.7)	1.		
2		700m	51.82 (27.0)	2.		
3		1100m	1:44.36 (52.5)	3.		
4		1500m	2:19.37 (35.0)	4.		
Øystein Grødum						
1		300m	26.33 (26.3)	1.		
2		700m	54.50 (28.1)	2.		
3		1100m	1:23.44 (28.9)	3.		
4		1500m	1:52.97 (29.5)	4.		
3	I	35	Pascal Briand	FRA	1:49.88	
	O	32	Lucas Makowsky	CAN	1:47.28	
Pascal Briand						
1		300m	24.37 (24.3)	1.		
2		700m	51.43 (27.0)	2.		
3		1100m	1:20.01 (28.5)	3.		
4		1500m	1:49.88 (29.8)	4.		
Lucas Makowsky						
1		300m	24.50 (24.5)	1.		
2		700m	51.21 (26.7)	2.		
3		1100m	1:18.63 (27.4)	3.		
4		1500m	1:47.28 (28.6)	4.		
4	I	47	Carl Verheijen	NED	1:47.82	
	O	43	Kwun-Won Choi	KOR	1:50.77	
Carl Verheijen						
1		300m	25.13 (25.1)	1.		
2		700m	51.73 (26.6)	2.		
3		1100m	1:19.25 (27.5)	3.		
4		1500m	1:47.82 (28.5)	4.		
Kwun-Won Choi						
1		300m	24.16 (24.1)	1.		
2		700m	51.38 (27.2)	2.		
3		1100m	1:19.93 (28.5)	3.		
4		1500m	1:50.77 (30.8)	4.		
5	I	41	Hiroki Hirako	JPN	1:50.93	
	O	31	Steven Elm	CAN	1:47.70	
Hiroki Hirako						
1		300m	24.48 (24.4)	1.		
2		700m	51.28 (26.8)	2.		
3		1100m	1:20.03 (28.7)	3.		
4		1500m	1:50.93 (30.9)	4.		
Steven Elm						
1		300m	24.39 (24.3)	1.		
2		700m	50.58 (26.1)	2.		
3		1100m	1:17.99 (27.4)	3.		
4		1500m	1:47.70 (29.7)	4.		

Date: 08-02-2009

www.skoyteforbundet.no

Print: 08-02-2009 14:11

Official sponsors of the Essent ISU World Allround Speed Skating Championships 2009





6 – Results in pairs - Men 1500 meter

Pair	I/O	Nr	Competitor	Nat	Final time	Info
6	I	58	Brian Hansen	USA	1:48.64	
	O	37	Tobias Schneider	GER	1:47.48	
			Brian Hansen	Tobias Schneider		
1.		300m	24.31 (24.3)	1.	300m	24.28 (24.2)
2.		700m	51.16 (26.8)	2.	700m	50.91 (26.6)
3.		1100m	1:19.10 (27.9)	3.	1100m	1:18.65 (27.7)
4.		1500m	1:48.64 (29.5)	4.	1500m	1:47.48 (28.8)
7	I	51	Sverre Haugli	NOR	1:48.25	
	O	46	Tom Prinsen	NED	1:48.13	
			Sverre Haugli	Tom Prinsen		
1.		300m	24.73 (24.7)	1.	300m	24.97 (24.9)
2.		700m	51.65 (26.9)	2.	700m	51.73 (26.7)
3.		1100m	1:19.23 (27.5)	3.	1100m	1:19.59 (27.8)
4.		1500m	1:48.25 (29.0)	4.	1500m	1:48.13 (28.5)
8	I	53	Konrad Niedzwiedzki	POL	1:46.45	
	O	36	Robert Lehmann	GER	1:47.31	
			Konrad Niedzwiedzki	Robert Lehmann		
1.		300m	24.22 (24.2)	1.	300m	24.10 (24.1)
2.		700m	50.92 (26.7)	2.	700m	50.81 (26.7)
3.		1100m	1:18.16 (27.2)	3.	1100m	1:18.44 (27.6)
4.		1500m	1:46.45 (28.2)	4.	1500m	1:47.31 (28.8)
9	I	59	Chad Hedrick	USA	1:45.67	
	O	54	Ivan Skobrev	RUS	1:49.12	
			Chad Hedrick	Ivan Skobrev		
1.		300m	24.14 (24.1)	1.	300m	24.17 (24.1)
2.		700m	50.47 (26.3)	2.	700m	50.86 (26.6)
3.		1100m	1:17.53 (27.0)	3.	1100m	1:19.08 (28.2)
4.		1500m	1:45.67 (28.1)	4.	1500m	1:49.12 (30.0)
10	I	44	Wouter Olde Heuvel	NED	1:46.44	
	O	60	Trevor Marsicano	USA	1:45.37	
			Wouter Olde Heuvel	Trevor Marsicano		
1.		300m	24.12 (24.1)	1.	300m	24.00 (24.0)
2.		700m	50.64 (26.5)	2.	700m	49.84 (25.8)
3.		1100m	1:17.98 (27.3)	3.	1100m	1:16.84 (27.0)
4.		1500m	1:46.44 (28.4)	4.	1500m	1:45.37 (28.5)

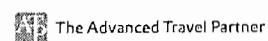

UK

Date: 08-02-2009

www.skoyteforbundet.no

Print: 08-02-2009 14:11

Official sponsors of the Essent ISU World Allround Speed Skating Championships 2009

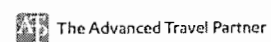




6 – Results in pairs - Men 1500 meter

Pair	I/O	Nr	Competitor	Nat	Final time	Info
11	I	39	Enrico Fabris	ITA	1:45.59	
	O	33	Denny Morrison	CAN	1:45.38	
Enrico Fabris				Denny Morrison		
1.		300m	24.24 (24.2)	1.	300m	23.72 (23.7)
2.		700m	51.09 (26.8)	2.	700m	49.86 (26.1)
3.		1100m	1:17.79 (26.7)	3.	1100m	1:16.79 (26.9)
4.		1500m	1:45.59 (27.8)	4.	1500m	1:45.38 (28.5)
12	I	45	Sven Kramer	NED	1:45.01	
	O	49	Håvard Bøkko	NOR	1:44.83	
Sven Kramer				Håvard Bøkko		
1.		300m	24.03 (24.0)	1.	300m	23.73 (23.7)
2.		700m	50.16 (26.1)	2.	700m	49.86 (26.1)
3.		1100m	1:17.09 (26.9)	3.	1100m	1:16.98 (27.1)
4.		1500m	1:45.01 (27.9)	4.	1500m	1:44.83 (27.8)

Handwritten signature





6 – Classification after Men 1500m

Pos	Nr	Competitor	Nat	500m	5000m	1500m	Points	10000m
1	45	Sven Kramer	NED	36.33 (6)	6:09.74 (1)	1:45.01 (2)	108.307	
2	49	Håvard Bøkko	NOR	35.99 (2)	6:15.94 (2)	1:44.83 (1)	108.527	0 220 04 40
3	39	Enrico Fabris	ITA	36.21 (5)	6:20.31 (3)	1:45.59 (5)	109.437	1.130 22 60
4	33	Denny Morrison	CAN	35.55 (1)	6:33.09 (13)	1:45.38 (4)	109.985	1.678 33 56
5	60	Trevor Marsicano	USA	36.49 (9)	6:24.89 (6)	1:45.37 (3)	110.102	1.795 35 90
6	59	Chad Hedrick	USA	36.06 (4)	6:30.43 (10)	1:45.67 (6)	110.326	2.019 40 38
7	44	Wouter Olde Heuvel	NED	36.65 (11)	6:22.60 (4)	1:46.44 (7)	110.390	2.083 41 66
8	53	Konrad Niedzwiedzki	POL	36.04 (3)	6:37.13 (17)	1:46.45 (8)	111.236	2.929 58 58
9	36	Robert Lehmann	GER	36.46 (8)	6:35.19 (16)	1:47.31 (10)	111.749	3.442 1:08 84
10	54	Ivan Skobrev	RUS	36.99 (14)	6:25.29 (7)	1:49.12 (17)	111.892	3.585 1:11 70
11	51	Sverre Haugli	NOR	37.57 (20)	6:24.55 (5)	1:48.25 (15)	112.108	3.801 1:16 02
12	46	Tom Prinsen	NED	37.17 (17)	6:31.18 (11)	1:48.13 (14)	112.331	4.024 1:20 48
13	37	Tobias Schneider	GER	37.12 (16)	6:33.98 (14)	1:47.48 (11)	112.344	4.037 1:20 74
14	31	Steven Elm	CAN	36.71 (12)	6:39.33 (18)	1:47.70 (12)	112.543	4.236 1:24 72
15	58	Brian Hansen	USA	36.39 (7)	6:39.45 (19)	1:48.64 (16)	112.548	4.241 1:24 82
16	47	Carl Verheijen	NED	38.78 (22)	6:26.17 (8)	1:47.82 (13)	113.337	5.030 1:40 60
17	32	Lucas Makowsky	CAN	37.34 (19)	6:44.01 (20)	1:47.28 (9)	113.501	5.194 1:43 88
18	41	Hiroki Hirako	JPN	37.30 (18)	6:32.89 (12)	1:50.93 (21)	113.565	5.258 1:45 16
19	35	Pascal Briand	FRA	37.00 (15)	6:46.67 (23)	1:49.88 (19)	114.293	5.986 1:59 72
20	43	Kwun-Won Choi	KOR	36.87 (13)	6:45.82 (22)	1:50.77 (20)	114.375	6.068 2:01 36
21	50	Øystein Grødum	NOR	39.84 (23)	6:30.01 (9)	1:52.97 (22)	116.497	8.190 2:43 80
22	55	Aleksandr Rumyantsev	RUS	37.60 (21)	6:44.04 (21)	2:19.37 (23)	124.460	16.153 5:23 06
23	57	Johan Røjler	SWE	1:10.53 (24)	6:35.17 (15)	1:49.19 (18)	146.443	38.136 12:42 72
	56	Joel Eriksson	SWE	36.51 (10)	7:06.80 (24)	WDR	79.190	

Knut Linderberg



8 - Drawinglist Men 10000 meter

Pair	Nr	Competitor	Nat	PB	Time
1	wht 54	Ivan Skobrev	RUS	13:17.54	
	red 47	Carl Verheijen	NED	12:55.30	
2	wht 46	Tom Prinsen	NED	13:14.95	
	red 53	Konrad Niedzwiedzki	POL	13:51.95	
3	wht 44	Wouter Olde Heuvel	NED	13:17.08	
	red 51	Sverre Haugli	NOR	13:12.75	
4	wht 59	Chad Hedrick	USA	12:55.11	
	red 33	Denny Morrison	CAN	13:41.65	
5	wht 39	Enrico Fabris	ITA	13:10.60	
	red 60	Trevor Marsicano	USA	13:38.10	
6	wht 45	Sven Kramer	NED	12:41.69	
	red 49	Håvard Bøkko	NOR	13:00.65	



8 – Final Results - Men 10000 meter

Pos	Nr	Competitor	Nat	Pair	I/O	Final Time	Points	Behind	Info
1	45	Sven Kramer	NED	6	I	13:05.21	39.260		
2	49	Håvard Bøkko	NOR	6	O	13:11.01	39.550	0.290	
3	39	Enrico Fabris	ITA	5	I	13:20.65	40.032	0.772	
4	44	Wouter Olde Heuvel	NED	3	I	13:24.93	40.246	0.986	
5	47	Carl Verheijen	NED	1	O	13:26.84	40.342	1.082	
6	51	Sverre Haugli	NOR	3	O	13:35.64	40.782	1.522	
7	54	Ivan Skobrev	RUS	1	I	13:36.08	40.804	1.544	
8	60	Trevor Marsicano	USA	5	O	13:37.56	40.878	1.618	PB
9	46	Tom Prinsen	NED	2	I	13:39.94	40.997	1.737	
10	59	Chad Hedrick	USA	4	I	13:46.27	41.313	2.053	
11	33	Denny Morrison	CAN	4	O	14:04.61	42.230	2.970	
12	53	Konrad Niedzwiedzki	POL	2	O	14:19.18	42.959	3.699	

Referee: Knut Ludahl Start: 15 32 uur
 Starter: Matthijs de Vreijer End: 17 20 uur

Race conditions

Temp Air	18.8 °C
Temp Ice	-8.3 °C
Humidity	27.0 %
Air-pressure	989.0 hpa

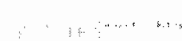
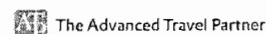




8 – Results in pairs - Men 10000 meter

Pair	I/O	Nr	Competitor	Nat	Final time	Info
1	I	54	Ivan Skobrev	RUS	13:36.08	
	O	47	Carl Verheijen	NED	13:26.84	
			Ivan Skobrev			Carl Verheijen
1.		400m	36.52 (36.5)	1.	400m	35.68 (35.6)
2.		800m	1:09.03 (32.5)	2.	800m	1:07.50 (31.8)
3.		1200m	1:41.10 (32.0)	3.	1200m	1:39.64 (32.1)
4.		1600m	2:13.16 (32.0)	4.	1600m	2:12.32 (32.6)
5.		2000m	2:45.65 (32.4)	5.	2000m	2:44.68 (32.3)
6.		2400m	3:17.98 (32.3)	6.	2400m	3:17.13 (32.4)
7.		2800m	3:50.73 (32.7)	7.	2800m	3:49.81 (32.6)
8.		3200m	4:23.18 (32.4)	8.	3200m	4:22.42 (32.6)
9.		3600m	4:55.68 (32.5)	9.	3600m	4:54.75 (32.3)
10.		4000m	5:27.87 (32.1)	10.	4000m	5:27.43 (32.6)
11.		4400m	6:00.73 (32.8)	11.	4400m	5:59.99 (32.5)
12.		4800m	6:33.55 (32.8)	12.	4800m	6:32.74 (32.7)
13.		5200m	7:06.44 (32.8)	13.	5200m	7:05.40 (32.6)
14.		5600m	7:39.04 (32.6)	14.	5600m	7:38.30 (32.9)
15.		6000m	8:12.04 (33.0)	15.	6000m	8:11.08 (32.7)
16.		6400m	8:44.46 (32.4)	16.	6400m	8:43.84 (32.7)
17.		6800m	9:17.36 (32.9)	17.	6800m	9:16.39 (32.5)
18.		7200m	9:49.85 (32.4)	18.	7200m	9:49.00 (32.6)
19.		7600m	10:22.51 (32.6)	19.	7600m	10:21.55 (32.5)
20.		8000m	10:54.83 (32.3)	20.	8000m	10:54.19 (32.6)
21.		8400m	11:27.10 (32.2)	21.	8400m	11:25.33 (31.1)
22.		8800m	11:58.02 (30.9)	22.	8800m	11:55.27 (29.9)
23.		9200m	12:29.18 (31.1)	23.	9200m	12:25.60 (30.3)
24.		9600m	13:02.00 (32.8)	24.	9600m	12:56.09 (30.4)
25.		10000m	13:36.08 (34.0)	25.	10000m	13:26.84 (30.7)

KL

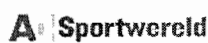
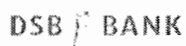




8 – Results in pairs - Men 10000 meter

Pair	I/O	Nr	Competitor	Nat	Final time	Info
2	I	46	Tom Prinsen	NED	13:39.94	
	O	53	Konrad Niedzwiedzki	POL	14:19.18	
			Tom Prinsen			Konrad Niedzwiedzki
1.		400m	36.70 (36.7)	1.	400m	37.45 (37.4)
2.		800m	1:09.27 (32.5)	2.	800m	1:10.76 (33.3)
3.		1200m	1:41.87 (32.6)	3.	1200m	1:43.93 (33.1)
4.		1600m	2:14.36 (32.4)	4.	1600m	2:17.07 (33.1)
5.		2000m	2:46.58 (32.2)	5.	2000m	2:50.07 (33.0)
6.		2400m	3:18.70 (32.1)	6.	2400m	3:23.26 (33.1)
7.		2800m	3:51.07 (32.3)	7.	2800m	3:56.65 (33.3)
8.		3200m	4:23.62 (32.5)	8.	3200m	4:30.31 (33.6)
9.		3600m	4:56.35 (32.7)	9.	3600m	5:03.92 (33.6)
10.		4000m	5:28.79 (32.4)	10.	4000m	5:37.90 (33.9)
11.		4400m	6:01.29 (32.5)	11.	4400m	6:12.24 (34.3)
12.		4800m	6:33.68 (32.3)	12.	4800m	6:46.58 (34.3)
13.		5200m	7:06.41 (32.7)	13.	5200m	7:21.15 (34.5)
14.		5600m	7:39.05 (32.6)	14.	5600m	7:55.72 (34.5)
15.		6000m	8:11.74 (32.6)	15.	6000m	8:30.43 (34.7)
16.		6400m	8:44.21 (32.4)	16.	6400m	9:05.43 (35.0)
17.		6800m	9:16.91 (32.7)	17.	6800m	9:40.69 (35.2)
18.		7200m	9:49.41 (32.5)	18.	7200m	10:15.68 (34.9)
19.		7600m	10:22.03 (32.6)	19.	7600m	10:51.05 (35.3)
20.		8000m	10:54.70 (32.6)	20.	8000m	11:26.46 (35.4)
21.		8400m	11:27.52 (32.8)	21.	8400m	12:01.41 (34.9)
22.		8800m	12:00.25 (32.7)	22.	8800m	12:35.88 (34.4)
23.		9200m	12:33.36 (33.1)	23.	9200m	13:10.80 (34.9)
24.		9600m	13:06.65 (33.2)	24.	9600m	13:45.24 (34.4)
25.		10000m	13:39.94 (33.2)	25.	10000m	14:19.18 (33.9)

K.P.

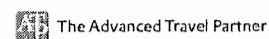
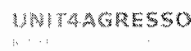
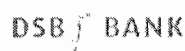




8 -- Results in pairs - Men 10000 meter

Pair	I/O	Nr	Competitor	Nat	Final time	Info
3	I	44	Wouter Olde Heuvel	NED	13:24.93	
	O	51	Sverre Haugli	NOR	13:35.64	
Wouter Olde Heuvel				Sverre Haugli		
1.		400m	35.25 (35.2)	1.	400m	35.69 (35.6)
2.		800m	1:06.99 (31.7)	2.	800m	1:07.72 (32.0)
3.		1200m	1:38.85 (31.8)	3.	1200m	1:40.42 (32.7)
4.		1600m	2:10.64 (31.7)	4.	1600m	2:12.79 (32.3)
5.		2000m	2:42.62 (31.9)	5.	2000m	2:45.00 (32.2)
6.		2400m	3:14.73 (32.1)	6.	2400m	3:17.58 (32.5)
7.		2800m	3:46.93 (32.2)	7.	2800m	3:50.11 (32.5)
8.		3200m	4:19.26 (32.3)	8.	3200m	4:22.86 (32.7)
9.		3600m	4:51.38 (32.1)	9.	3600m	4:55.71 (32.8)
10.		4000m	5:23.53 (32.1)	10.	4000m	5:28.51 (32.8)
11.		4400m	5:55.84 (32.3)	11.	4400m	6:01.27 (32.7)
12.		4800m	6:27.95 (32.1)	12.	4800m	6:34.09 (32.8)
13.		5200m	7:00.14 (32.1)	13.	5200m	7:06.82 (32.7)
14.		5600m	7:32.14 (32.0)	14.	5600m	7:39.70 (32.8)
15.		6000m	8:04.22 (32.0)	15.	6000m	8:12.53 (32.8)
16.		6400m	8:36.32 (32.1)	16.	6400m	8:45.34 (32.8)
17.		6800m	9:08.54 (32.2)	17.	6800m	9:17.99 (32.6)
18.		7200m	9:40.69 (32.1)	18.	7200m	9:50.54 (32.5)
19.		7600m	10:12.79 (32.1)	19.	7600m	10:22.99 (32.4)
20.		8000m	10:44.74 (31.9)	20.	8000m	10:55.52 (32.5)
21.		8400m	11:16.69 (31.9)	21.	8400m	11:27.84 (32.3)
22.		8800m	11:48.63 (31.9)	22.	8800m	12:00.19 (32.3)
23.		9200m	12:20.67 (32.0)	23.	9200m	12:32.25 (32.0)
24.		9600m	12:52.81 (32.1)	24.	9600m	13:04.22 (31.9)
25.		10000m	13:24.93 (32.1)	25.	10000m	13:35.64 (31.4)

VR

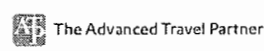
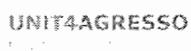




8 – Results in pairs - Men 10000 meter

Pair	I/O	Nr	Competitor	Nat	Final time	Info
4	I	59	Chad Hedrick	USA	13:46.27	
	O	33	Denny Morrison	CAN	14:04.61	
			Chad Hedrick			Denny Morrison
1.		400m	37.86 (37.8)	1	400m	38.79 (38.7)
2.		800m	1:11.22 (33.3)	2.	800m	1:12.63 (33.8)
3.		1200m	1:44.38 (33.1)	3.	1200m	1:45.83 (33.2)
4.		1600m	2:17.31 (32.9)	4	1600m	2:19.48 (33.6)
5.		2000m	2:50.45 (33.1)	5.	2000m	2:53.21 (33.7)
6.		2400m	3:23.49 (33.0)	6.	2400m	3:26.92 (33.7)
7.		2800m	3:56.33 (32.8)	7	2800m	4:00.41 (33.4)
8.		3200m	4:29.07 (32.7)	8.	3200m	4:34.12 (33.7)
9.		3600m	5:02.11 (33.0)	9.	3600m	5:07.68 (33.5)
10.		4000m	5:35.05 (32.9)	10	4000m	5:41.01 (33.3)
11.		4400m	6:07.83 (32.7)	11.	4400m	6:14.16 (33.1)
12.		4800m	6:40.62 (32.7)	12.	4800m	6:46.93 (32.7)
13.		5200m	7:13.65 (33.0)	13	5200m	7:19.79 (32.8)
14.		5600m	7:46.60 (32.9)	14.	5600m	7:52.79 (33.0)
15.		6000m	8:19.50 (32.9)	15	6000m	8:26.28 (33.4)
16.		6400m	8:52.38 (32.8)	16.	6400m	8:59.97 (33.6)
17.		6800m	9:25.25 (32.8)	17	6800m	9:33.97 (34.0)
18.		7200m	9:58.27 (33.0)	18	7200m	10:07.96 (33.9)
19.		7600m	10:31.16 (32.8)	19.	7600m	10:41.95 (33.9)
20.		8000m	11:03.93 (32.7)	20	8000m	11:15.89 (33.9)
21.		8400m	11:36.79 (32.8)	21.	8400m	11:49.88 (33.9)
22.		8800m	12:09.67 (32.8)	22.	8800m	12:23.69 (33.8)
23.		9200m	12:42.02 (32.3)	23	9200m	12:57.37 (33.6)
24.		9600m	13:12.71 (30.6)	24	9600m	13:30.99 (33.6)
25.		10000m	13:46.27 (33.5)	25.	10000m	14:04.61 (33.6)

KL

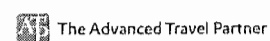




8 – Results in pairs - Men 10000 meter

Pair	I/O	Nr	Competitor	Nat	Final time	Info
5		39	Enrico Fabris	ITA	13:20.65	
	O	60	Trevor Marsicano	USA	13:37.56	PB
Enrico Fabris						
1.		400m	35.52 (35.5)	1.	400m	35.57 (35.5)
2.		800m	1:07.11 (31.5)	2.	800m	1:07.38 (31.8)
3.		1200m	1:39.58 (32.4)	3.	1200m	1:39.63 (32.2)
4.		1600m	2:11.69 (32.1)	4.	1600m	2:12.29 (32.6)
5.		2000m	2:44.17 (32.4)	5.	2000m	2:44.23 (31.9)
6.		2400m	3:15.79 (31.6)	6.	2400m	3:16.44 (32.2)
7.		2800m	3:48.22 (32.4)	7.	2800m	3:48.45 (32.0)
8.		3200m	4:19.97 (31.7)	8.	3200m	4:20.40 (31.9)
9.		3600m	4:51.99 (32.0)	9.	3600m	4:52.34 (31.9)
10.		4000m	5:23.97 (31.9)	10.	4000m	5:24.88 (32.5)
11.		4400m	5:56.07 (32.1)	11.	4400m	5:56.82 (31.9)
12.		4800m	6:28.03 (31.9)	12.	4800m	6:29.05 (32.2)
13.		5200m	6:59.91 (31.8)	13.	5200m	7:00.97 (31.9)
14.		5600m	7:31.92 (32.0)	14.	5600m	7:33.31 (32.3)
15.		6000m	8:03.88 (31.9)	15.	6000m	8:05.50 (32.1)
16.		6400m	8:36.14 (32.2)	16.	6400m	8:37.88 (32.3)
17.		6800m	9:08.07 (31.9)	17.	6800m	9:10.30 (32.4)
18.		7200m	9:40.07 (32.0)	18.	7200m	9:42.84 (32.5)
19.		7600m	10:11.89 (31.8)	19.	7600m	10:15.68 (32.8)
20.		8000m	10:43.58 (31.6)	20.	8000m	10:48.67 (32.9)
21.		8400m	11:15.30 (31.7)	21.	8400m	11:21.85 (33.1)
22.		8800m	11:46.87 (31.5)	22.	8800m	11:55.33 (33.4)
23.		9200m	12:18.57 (31.7)	23.	9200m	12:29.37 (34.0)
24.		9600m	12:49.83 (31.2)	24.	9600m	13:03.60 (34.2)
25.		10000m	13:20.65 (30.8)	25.	10000m	13:37.56 (33.9)

KA





8 – Results in pairs - Men 10000 meter

Pair	I/O	Nr	Competitor	Nat	Final time	Info
6	I	45	Sven Kramer	NED	13:05.21	
	O	49	Håvard Bøtkko	NOR	13:11.01	
			Sven Kramer			Håvard Bøtkko
1		400m	34.48 (34.4)	1	400m	34.73 (34.7)
2		800m	1:05.59 (31.1)	2	800m	1:06.06 (31.3)
3		1200m	1:37.18 (31.5)	3	1200m	1:37.50 (31.4)
4		1600m	2:08.19 (31.0)	4	1600m	2:09.09 (31.5)
5		2000m	2:40.21 (32.0)	5	2000m	2:40.73 (31.6)
6		2400m	3:11.74 (31.5)	6	2400m	3:12.62 (31.8)
7		2800m	3:43.77 (32.0)	7	2800m	3:44.41 (31.7)
8		3200m	4:15.36 (31.5)	8	3200m	4:16.14 (31.7)
9		3600m	4:47.13 (31.7)	9	3600m	4:48.16 (32.0)
10		4000m	5:19.24 (32.1)	10	4000m	5:19.70 (31.5)
11		4400m	5:50.63 (31.3)	11	4400m	5:50.88 (31.1)
12		4800m	6:21.22 (30.5)	12	4800m	6:22.01 (31.1)
13		5200m	6:53.10 (31.8)	13	5200m	6:53.60 (31.5)
14		5600m	7:24.80 (31.7)	14	5600m	7:25.35 (31.7)
15		6000m	7:56.81 (32.0)	15	6000m	7:57.42 (32.0)
16		6400m	8:28.78 (31.9)	16	6400m	8:28.76 (31.3)
17		6800m	8:57.88 (29.1)	17	6800m	8:57.25 (28.4)
18		7200m	9:26.34 (28.4)	18	7200m	9:26.65 (29.4)
19		7600m	9:56.75 (30.4)	19	7600m	9:57.57 (30.9)
20		8000m	10:28.12 (31.3)	20	8000m	10:29.17 (31.6)
21		8400m	10:59.46 (31.3)	21	8400m	11:00.98 (31.8)
22		8800m	11:30.38 (30.9)	22	8800m	11:33.24 (32.2)
23		9200m	12:01.46 (31.0)	23	9200m	12:05.63 (32.3)
24		9600m	12:32.80 (31.3)	24	9600m	12:38.37 (32.7)
25		10000m	13:05.21 (32.4)	25	10000m	13:11.01 (32.6)

KA



8 – Final classification Men 10000m

Pos	Nr	Competitor	Nat	500m	5000m	1500m	10000m	Total	Behind
1	45	Sven Kramer	NED	36.33 (6)	6:09.74 (1)	1:45.01 (2)	13:05.21 (1)	147.567	
2	49	Håvard Bøkko	NOR	35.99 (2)	6:15.94 (2)	1:44.83 (1)	13:11.01 (2)	148.077	0.510
3	39	Enrico Fabris	ITA	36.21 (5)	6:20.31 (3)	1:45.59 (5)	13:20.65 (3)	149.469	1.902
4	44	Wouter Olde Heuvel	NED	36.65 (11)	6:22.60 (4)	1:46.44 (7)	13:24.93 (4)	150.636	3.069
5	60	Trevor Marsicano	USA	36.49 (9)	6:24.89 (6)	1:45.37 (3)	13:37.56 (8)	150.980	3.413
6	59	Chad Hedrick	USA	36.06 (4)	6:30.43 (10)	1:45.67 (6)	13:46.27 (10)	151.639	4.072
7	33	Denny Morrison	CAN	35.55 (1)	6:33.09 (13)	1:45.38 (4)	14:04.61 (11)	152.215	4.648
8	54	Ivan Skobrev	RUS	36.99 (14)	6:25.29 (7)	1:49.12 (17)	13:36.08 (7)	152.696	5.129
9	51	Sverre Haugli	NOR	37.57 (20)	6:24.55 (5)	1:48.25 (15)	13:35.64 (6)	152.890	5.323
10	46	Tom Prinsen	NED	37.17 (17)	6:31.18 (11)	1:48.13 (14)	13:39.94 (9)	153.328	5.761
11	47	Carl Verheijen	NED	38.78 (22)	6:26.17 (8)	1:47.82 (13)	13:26.84 (5)	153.679	6.112
12	53	Konrad Niedzwiedzki	POL	36.04 (3)	6:37.13 (17)	1:46.45 (8)	14:19.18 (12)	154.195	6.628
	36	Robert Lehmann	GER	36.46 (8)	6:35.19 (16)	1:47.31 (10)		111.749	
	37	Tobias Schneider	GER	37.12 (16)	6:33.98 (14)	1:47.48 (11)		112.344	
	31	Steven Elm	CAN	36.71 (12)	6:39.33 (18)	1:47.70 (12)		112.543	
	58	Brian Hansen	USA	36.39 (7)	6:39.45 (19)	1:48.64 (16)		112.548	
	32	Lucas Makowsky	CAN	37.34 (19)	6:44.01 (20)	1:47.28 (9)		113.501	
	41	Hiroki Hirako	JPN	37.30 (18)	6:32.89 (12)	1:50.93 (21)		113.565	
	35	Pascal Briand	FRA	37.00 (15)	6:46.67 (23)	1:49.88 (19)		114.293	
	43	Kwun-Won Choi	KOR	36.87 (13)	6:45.82 (22)	1:50.77 (20)		114.375	
	50	Øystein Grødum	NOR	39.84 (23)	6:30.01 (9)	1:52.97 (22)		116.497	
	55	Aleksandr Rumyantsev	RUS	37.60 (21)	6:44.04 (21)	2:19.37 (23)		124.460	
	57	Johan Røjler	SWE	1:10.53 (24)	6:35.17 (15)	1:49.19 (18)		146.443	
	56	Joel Eriksson	SWE	36.51 (10)	7:06.80 (24)	WDR		79.190	

Knut Linderberg